



BASO 60 IP54 system

recessed with trim

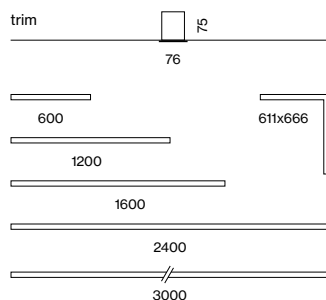
^{EN} Luminaire housing made of extruded aluminium; recessed luminaire with trim; suitable for ceiling thickness of 8-20 mm; surface powder coated; suitable for wall or ceiling mounting; luminaire profile (end caps come pre-assembled) can be pre-mounted; remaining luminaire components mounted without tools; closed light insert made of PMMA, consisting of converter unit and circuit board unit; light inset with screwed-on, thus maintenance-friendly, transparent end cap in PMMA; HPO (High Performance Opal) cover for uniform illumination; energy-efficient LEDs with very good colour rendering; IP 67 socket connector system for easy and sealed electrical connection

□ Corpo illuminante in profilo di alluminio estruso; apparecchio da incasso con bordo perimetrale; per file continue; per soffitti di spessore 8-20 mm; verniciatura a polvere; per montaggio a parete o soffitto; profilo apparecchio preassemblabile; restanti componenti montabili senza utensili; inserto luce chiuso in PMMA, costituito da unità convertitore e unità scheda; inserto luce con testata finale in PMMA trasparente avvitata che ne facilita la manutenzione; diffusore HPO (High Performance Opal) per un'illuminazione omogenea; LED ad efficienza energetica con elevata resa cromatica; sistema di innesti IP67 per collegamento elettrico a tenuta stagna

Quickinfo

3000 K, 4000 K
 CRI ≥ 80, 3 SDCM
 up to 2340 lm/m
 up to 125 lm/W
 L90 @ 50 000 h
 DALI-2
 opal, IP 54

Types




Colours



Light distribution




quick
installation



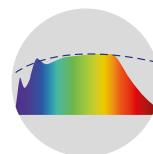
concrete install.
housing (p.946)



single luminaire
(p.558)



dust & splash water
protection (IP54)



CRI ≥ 98
XPECTRUM

Order options

COLOUR TEMPERATURE	☼☼
3000K	5
4000K	6

CONTROL

DALI-2	
--------	--

MATERIAL COLOUR

○ traffic white RAL 9016	7
● umbra grey RAL 7022	D

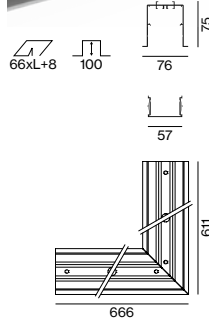

LIGHT OPTIC COVER

opal high performance

Options on request

COLOUR RENDERING INDEX

CRI ≥ 90



BASO 60 IP54 trim

INSTALLATION CHANNEL / CORNER 90° / BLIND COVER

TYPE	L (mm)	ORDER CODE
channel	600	845-340201
channel	1200	845-340401
channel	1600	845-340501
channel	2400	845-340801
channel	3000	845-340901
corner connector 90°	611x666	845-341121
blind cover	600	006-330601
blind cover	1200	006-331201
blind cover	1600	006-331601
blind cover	2400	006-332401
blind cover	3000	006-333001

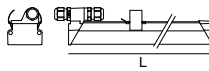
order installation channel, light inset + mounting accessories separately

LIGHT INSET 60 IP54



SYSTEM POWER	L (mm)	ORDER CODE
11.2W start/run	599	845-404230H
22.4W start/run	1198	845-404430H
29.9W start/run	1597	845-404530H
45W start/run	2396	845-404830H
11.2W end	599	845-405230H
22.4W end	1198	845-405430H
29.9W end	1597	845-405530H
45W end	2396	845-405830H

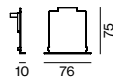
COVER	COLOUR TEMP.	SYSTEM POWER	DELIVERED LUMENS	EFFICACY
opal high performance	3000K	18.8W/m	2210lm/m	118lm/W
	4000K	18.8W/m	2340lm/m	124lm/W



Accessories

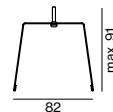
END CAPS

TYPE	ORDER CODE
end caps (pair)	845-341001



MOUNTING BRACKET

TYPE	ORDER CODE
mounting bracket (1 piece)	045-3412010
mounting bracket (10 pieces)	045-3412010.10



LINEAR CONNECTOR

TYPE	ORDER CODE
linear connector (1 piece)	045-4011110
linear connector (10 pieces)	045-4011110.10

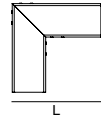
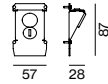
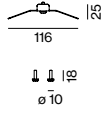


FEEDER CABLE / EXTENSION CABLE / CONNECTOR

TYPE	L (mm)	ORDER CODE
feeder cable 2×1.5+2×0.75 mm ²	2000	845-4013240
feeder cable 2×1.5+2×0.75 mm ²	4000	845-4013440
extension cable 2×1.5+2×0.75 mm ²	1200	845-4014140
mini connector 4-pole	-	845-4013040

Order options

NUMBER OF PIECES	
2 pieces	2
3 pieces	3





FRAME 40/MINO 40

HOUSING FOR CONCRETE INSTALLATION

TYPE	L (mm)	ORDER CODE
FRAME 40 trim	3010	005-41356
MINO 40	3010	005-41356

MOUNTING SET

TYPE	ORDER CODE
FRAME 40 trim	035-0602 
MINO 40	034-0602 

up to 900 mm: 2 pieces / up to 1500 mm: 3 pieces / up to 3000 mm: 2 x 2 pieces

END CAPS


TYPE	ORDER CODE
end caps (pair)	005-41236

LINEAR CONNECTOR

TYPE	ORDER CODE
linear connector (1 piece)	005-41166
linear connector (10 pieces)	005-41166.10


CORNER CONNECTOR 90°


TYPE	L (mm)	ORDER CODE
FRAME 40 trim	140	035-06016
MINO 40	140	035-06016



Note
only for installation in concrete ceilings
no use for wall installation (only on request)

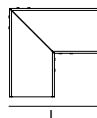
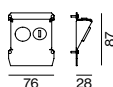
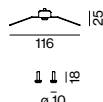
CONCRETE installation housing

 Concrete casting made of aluminium profile, designed for continuous lighting systems

 Telaio da incasso per calcestruzzo in profilo di alluminio, per sistemi di file continue

Order options

NUMBER OF PIECES	
2 pieces	2
3 pieces	3



FRAME 60/MINIMAL 60/MINO 60/BASO 60

HOUSING FOR CONCRETE INSTALLATION

TYPE	L (mm)	ORDER CODE
FRAME 60 trim	3000	005-41346
BASO 60 IP54 trim	3000	005-41346
MINIMAL 60 trimless	3000	005-41346
MINO 60 ceiling	3000	005-41446
BASO 60 IP54 surface	3000	005-41446

MOUNTING SET

TYPE	ORDER CODE
FRAME 60 trim	035-0600
BASO 60 IP54 trim	035-0600
MINIMAL 60 trimless	036-0400
MINO 60 ceiling	034-0400
BASO 60 IP54 surface	034-0400

up to 900mm: 2 pieces/up to 1500mm: 3 pieces/up to 3000mm: 2x2 pieces

END CAPS

TYPE	ORDER CODE
end caps (pair)	005-41246

LINEAR CONNECTOR

TYPE	ORDER CODE
linear connector (1 piece)	005-41166
linear connector (10 pieces)	005-41166.10

CORNER CONNECTOR 90°

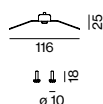
TYPE	L (mm)	ORDER CODE
FRAME 60 trim	142	035-04016
BASO 60 IP54 trim	142	035-04016
MINIMAL 60 trimless	146	036-04016
MINO 60 ceiling	157	034-04016
BASO 60 IP54 surface	157	034-04016

FRAME 100/MINIMAL 100/MINO 100

HOUSING FOR CONCRETE INSTALLATION



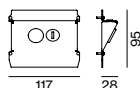
TYPE	L (mm)	ORDER CODE
FRAME 100 trim	3000	005-41366
MINIMAL 100 trimless	3000	005-41366
MINO 100 ceiling	3000	005-41466



MOUNTING SET

TYPE	ORDER CODE
FRAME 100 trim	035-0600
MINIMAL 100 trimless	036-0500
MINO 100 ceiling	034-0400

up to 900mm: 2 pieces/up to 1500mm: 3 pieces/up to 3000mm: 2x2 pieces



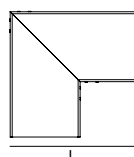
END CAPS

TYPE	ORDER CODE
end caps (pair)	005-41266



LINEAR CONNECTOR

TYPE	ORDER CODE
linear connector (1 piece)	005-41166
linear connector (10 pieces)	005-41166.10



CORNER CONNECTOR 90°

TYPE	L (mm)	ORDER CODE
FRAME 100 trim	202	035-05016
MINIMAL 100 trimless	207	036-05016
MINO 100 ceiling	207	034-05016