

## MINO 40 system

ceiling / suspended

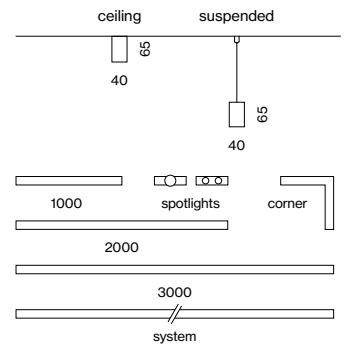
**EN** Luminaire housing from extruded aluminium profile, angular design; no visible screws; for lighting systems; powder coated; luminaire profile for mounting available in advance; remaining luminaire components mounted without tools; HPO (High Performance Opal) sur la longueur de l'insert ou cache continu (both separately available); optional high gloss reflector with faceted design; pre-assembled power rail for power supply in luminaire profile; voltage tap of the light inset on the power rail; ceiling surface mounting or suspended mounting; height adjustment without tools; with feeder cable; light inset consisting of highly reflective coated extruded profile, improved thermal management; energy-eff. LEDs - very good colour rendering; optionally spotlight modules can be installed

**FR** Corps de luminaire en profil extrudé en alu, version arête ; aucune vis visible ; pour les systèmes d'éclairage ; thermolaquée ; profilé de luminaire pour montage livrable avant ; composants restants du luminaire montable sans outil ; cache HPO (High Performance Opal) sur la longueur de l'insert ou cache continu (les deux à commander séparément) ; en option réflecteur ultra-brillant avec optique à facettes ; rail d'alimentation prémonté pour l'alim. en tension dans le profilé ; prélèvement de tension de l'insert sur le rail d'alim. ; applique plafond ou montage suspendu ; réglage en hauteur sans outil ; conduit d'alimentation inclus ; insert en profilé extrudé peint fortement réfléchissant, gestion améliorée de la température ; LED à haut rend. éner. - excellent rendu coul. ; des inserts de spot peuvent être installés au choix

### Quickinfo

3000K, 4000K  
CRI ≥ 90, 3 SDCM  
up to 3270lm/m  
up to 142lm/W  
L90 @ 50000h  
opal, microprismatic,  
reflector (UGR ≤ 19)


### Types



### Colours



### Light distributions



DiiA® standards  
251, 252, 253



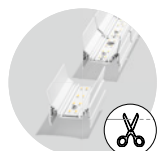
snap-in system  
(patent pending)



DIN EN 12464-1  
UGR ≤ 19



spotlight  
insets



breakable  
flex insets

### Order options

<b>LED TYPE</b>	
mid lumen	1
high lumen	2

<b>COLOUR TEMPERATURE</b>	
3000K	0
4000K	1

<b>CONTROL</b>	
DALI-2	

<b>MATERIAL COLOUR</b>	
<input type="radio"/> pure white RAL 9010	7
<input type="radio"/> traffic white RAL 9016	W
<input type="radio"/> white aluminium RAL 9006	G
<input checked="" type="radio"/> jet black RAL 9005	8
<input type="radio"/> special colours	X

<b>LENGTH</b>	
1000 mm	1
2000 mm	2
3000 mm	3

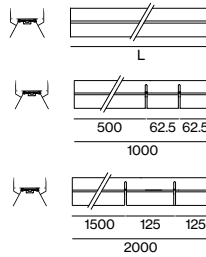
<b>LIGHT OPTIC COVER</b>	
opal high performance	H
microprismatic	Z
reflector (UGR ≤ 19)	

<b>LIGHT OPTIC COLOUR</b>	
chrome reflector	R
dark chrome reflector	B

<b>ACCESSORY COLOUR</b>	
<input type="radio"/> pure white RAL 9010	7
<input checked="" type="radio"/> jet black RAL 9005	8

<b>MATERIAL COLOUR</b>	
<b>CABLE SUSPENSION</b>	
chrome	0
black	8

LUMINOUS FLUX value calculated for 4000K, CRI ≥ 90, colour white, cover opal 3000K -5%, microprismatic -11%



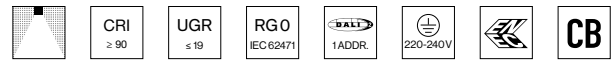
### MINO 40 ceiling/suspended

#### INSTALLATION CHANNEL

TYPE	L (mm)	ORDER CODE
channel	1000	042-100201
channel	2000	042-100401
channel	3000	042-100601
channel corner 90°/cover	250 × 250	042-100C01

#### LIGHT OPTIC COVER 40

TYPE	L (mm)	ORDER CODE
linear cover	see left	006-42 L 0010
continuous linear cover	6000	006-2206010
continuous linear cover	25000	006-2225010
blind cover	see left	006-42 L 001



#### LIGHT INSET 40

SYSTEM POWER (MID/HIGH LUMEN)	L (mm)	ORDER CODE
12.1/18.5W	1000	042-01
23.4/36W	2000	042-01
34/54W	3000	042-01
12.1/18.5W flex	500-1000	042-01
23.4/36W flex	1500-2000	042-01

LED TYPE / COVER	SYSTEM POWER	DELIVERED LM	EFFICACY
mid lumen/opal/4000K	11.7W/m	1470lm/m	128lm/W
high lumen/opal/4000K	18.4W/m	2260lm/m	126lm/W

### Reflector Insets

#### LIGHT INSET 40 REFLECTOR

SYS. POWER	COLOUR TEMP.	LUM. FLUX	L (mm)	ORDER CODE
12.2W	3000K	1510lm	500	042-01111
	4000K	1630lm		
24.4W	3000K	3020lm	1000	042-01112
	4000K	3270lm		
36W	3000K	4540lm	1500	042-01113
	4000K	4900lm		
48W	3000K	6050lm	2000	042-01114
	4000K	6530lm		
67W	3000K	8810lm	3000	042-01116
	4000K	9510lm		

### Spotlight Insets

see next page

### Accessories

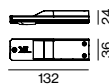
#### END CAPS

TYPE	ORDER CODE
end caps (pair)	042-109001



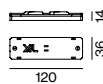
#### POWER FEEDER UNIT

TYPE	ORDER CODE
power feeder unit	042-1093230



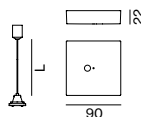
#### LINEAR CONNECTOR

TYPE	ORDER CODE
mechanical linear connector	042-7091110
mechanical & electrical linear connector	042-7091230
opal cover linear connector	042-1091910
microprismatic cover linear connector	042-1091810



#### CEILING FASTENER/CABLE SUSPENSION/CANOPY

TYPE	L (mm)	ORDER CODE
ceiling fastener	10	050-204111
cable suspension	1500	005-215211
canopy		005-231121
feeder cable		005-241241



for electrical system configuration see luminaire data sheet at xal.com



# SPOTLIGHT insets

profiles 40

**EN** Cylindrical spotlight made of aluminium; powder coated; spotlight can be installed without tools in MINO 40 system or FRAME 40 system; choice of single lamp or double lamps; spotlight head rotatable (SASSO 40) or rotatable and tiltable (BO); converter in the adapter; high quality, aluminium, vapour deposition coated reflector with faceted design; precise radiation characteristics with different beam angles; optional asym. light distribution; good glare reduction due to recessed light point plane; optical attachments as accessories; COB (Chip on Board) technology for maximum efficiency; no multiple shadows; energy-eff. LEDs - very good colour rendering

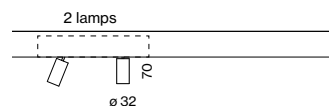
**FR** Spot cylindrique en aluminium ; thermolaquée ; spot intégrable sans outil au système MINO 40 ou système FRAME 40 ; au choix monoflamme ou biflamme ; tête de spot rotatif (SASSO 40) ou pivotant et orientable (BO) ; convertisseur dans l'adaptateur ; réflecteur de grande qualité, métallisée à l'aluminium avec optique facette ; précision de caractéristique de rayonnement avec divers angles de diffusion ; en option diffusion asym. de la lumière ; bon anti-éblouissement grâce aux points lumineux en retrait ; éléments optiques comme accessoires ; avec technologie COB (Chip on Board) pour efficacité maximale ; pas d'ombres multiples ; LED à haut rend. énerg. - excellent rendu coul.

## Quickinfo

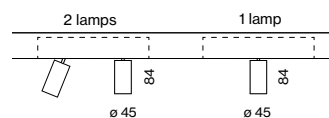
3000K, 4000K  
 CRI ≥ 90, 2 SDCM  
 BO 32 up to 79lm/W  
 BO 45 up to 85lm/W  
 SASSO 40 up to 84lm/W  
 L80 @ 50000h  
 DALI-2

## Types

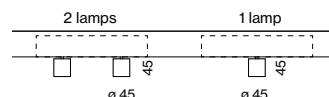
BO 32



BO 45



SASSO 40 wallwasher floor



## Colours



## Light distributions



DiiA® standards  
 251, 252, 253



snap-in system  
 (patent pending)



wallwasher floor  
 360° rotatable



wallwasher  
 floor

## Order options

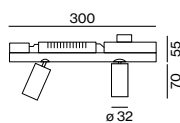
<b>COLOUR TEMPERATURE</b>	☑☑
3000K	0
4000K	1

<b>CONTROL</b>	
DALI-2	

<b>MATERIAL COLOUR</b>	☑
○ traffic white RAL 9016	7
● jet black RAL 9005	8

<b>BEAM ANGLE SPOTLIGHT 32</b>	▲
spot 18°	S
medium 23°	M
flood 37°	F

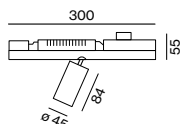
<b>BEAM ANGLE SPOTLIGHT 45</b>	▲
spot 14°	S
medium 24°	M
flood 39°	F



## BO 32



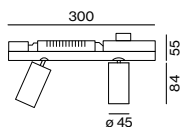
<b>2 LAMPS</b>		
<b>SYSTEM POWER</b>	<b>LUMINOUS FLUX</b>	<b>ORDER CODE</b>
20.6W	2×810lm	042-0610☑☑☑▲



## BO 45

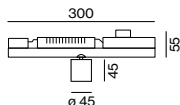


<b>1 LAMP</b>		
<b>SYSTEM POWER</b>	<b>LUMINOUS FLUX</b>	<b>ORDER CODE</b>
15W	spot 1060lm	042-0520☑☑☑▲
15.9W	medium, flood 1340lm	042-0520☑☑☑▲

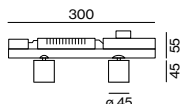


<b>2 LAMPS</b>		
<b>SYSTEM POWER</b>	<b>LUMINOUS FLUX</b>	<b>ORDER CODE</b>
30W	spot 2×1060lm	042-0620☑☑☑▲
32W	medium, flood 2×1340lm	042-0620☑☑☑▲

## SASSO 40 wallwasher / floor



<b>1 LAMP</b>		
<b>SYSTEM POWER</b>	<b>LUMINOUS FLUX</b>	<b>ORDER CODE</b>
9W	659lm	042-0520☑☑☑▲



<b>2 LAMPS</b>		
<b>SYSTEM POWER</b>	<b>LUMINOUS FLUX</b>	<b>ORDER CODE</b>
15.9W	2×659lm	042-0620☑☑☑▲

## Optical accessories

### HONEYCOMB LOUVER

<b>TYPE</b>	<b>Ø-H (mm)</b>	<b>ORDER CODE</b>
BO 32	30-3	007-1965168
BO 45	42-3	007-1965188

### OVAL LENS

<b>TYPE</b>	<b>Ø-H (mm)</b>	<b>ORDER CODE</b>
BO 32	30-3	007-1965860
BO 45	42-3	007-1965880

### SOFT LENS

<b>TYPE</b>	<b>Ø-H (mm)</b>	<b>ORDER CODE</b>
BO 32	30-3	007-1965960
BO 45	42-3	007-1965980

### WALLWASHER LENS

<b>TYPE</b>	<b>Ø-H (mm)</b>	<b>ORDER CODE</b>
BO 32	30-3	007-1965760
BO 45	42-3	007-1965780

LUMINOUS FLUX value calculated for 4000K, CRI ≥ 90, colour white, medium 3000K -5%