

FRAME 40 system

recessed with trim

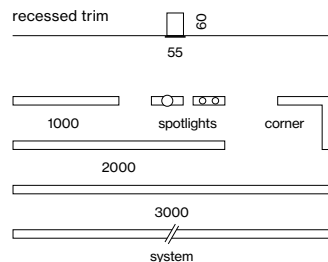
EN Luminaire housing made of extruded aluminium; recessed luminaire with trim; designed for continuous lighting systems; suitable for ceiling thickness of 8-25 mm; surface powder coated; luminaire profile for mounting available in advance; remaining luminaire components mounted without tools; HPO (High Performance Opal) cover in the length of the light inset or continuous cover (both separately available); optional high gloss reflector with faceted design; pre-assembled power rail for power supply in luminaire profile; voltage tap of the light inset on the power rail; light inset consisting of highly reflective coated extruded profile for improved thermal management; energy-efficient LEDs with very good colour rendering; optionally spotlight modules can be installed

FR Corps de luminaire en profil extrudé en aluminium ; luminaire encastré avec bord continu ; conçu pour système d'éclairage continu ; convient aux épaisseurs de plafond de 8-25 mm ; surface thermolaquée ; profilé de luminaire pour montage livrable avant ; composants restants du luminaire montable sans outil ; cache HPO (High Performance Opal) sur la longueur de l'insert ou cache continu (les deux à commander séparément) ; en option réflecteur ultra-brillant avec optique à facettes ; rail d'alimentation prémonté pour l'alim. en tension dans le profilé ; prélèvement de tension de l'insert sur le rail d'alim. ; élément lumineux composé de profilé extrudé laqué hautement réfléchissant pour une gestion thermique améliorée ; LED économes en énergie à restitution de couleur élevée ; des inserts de spot peuvent être installés au choix

Quickinfo

3000 K, 4000 K
 CRI ≥ 90, 3 SDCM
 up to 3270 lm/m
 up to 142 lm/W
 L90 @ 50 000 h
 DALI-2
 opal, microprismatic,
 reflector (UGR ≤ 19)

Types



Colours




Light distributions



DiiA® standards
 251, 252, 253



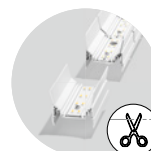
snap-in system
 (patent pending)



DIN EN 12464-1
 UGR ≤ 19



spotlight
 insets



breakable
 flex insets

Order options

LED TYPE	
mid lumen	1
high lumen	2

COLOUR TEMPERATURE	
3000K	0
4000K	1

CONTROL	
DALI-2	

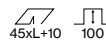
MATERIAL COLOUR	
○ traffic white RAL 9016	7
● white aluminium RAL 9006	G
● jet black RAL 9005	8

MATERIAL COLOUR ACCESSORIES	
○ traffic white RAL 9016	W
● white aluminium RAL 9006	G
● jet black RAL 9005	8

LENGTH	
1000mm	1
2000mm	2
3000mm	3

LIGHT OPTIC COVER	
opal high performance	H
microprismatic	Z
reflector (UGR ≤ 19)	

LIGHT OPTIC COLOUR	
chrome reflector	R
dark chrome reflector	B



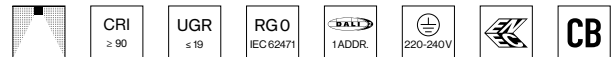
FRAME 40 trim

INSTALLATION CHANNEL

TYPE	L (mm)	ORDER CODE
channel	1000	042-700201
channel	2000	042-700401
channel	3000	042-700601
channel corner 90°/cover	250 x 250	042-700C01

LIGHT OPTIC COVER 40

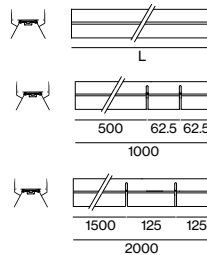
TYPE	L (mm)	ORDER CODE
linear cover	see left	006-42L0010
continuous linear cover	6000	006-2206010
continuous linear cover	25000	006-2225010
blind cover	see left	006-42L001B



LIGHT INSET 40

SYSTEM POWER (MID/HIGH LUMEN)	L (mm)	ORDER CODE
12.1/18.5W	1000	042-01A2:37
23.4/36W	2000	042-01A4:37
34/54W	3000	042-01A6:37
12.1/18.5W flex	500-1000	042-01AF:37
23.4/36W flex	1500-2000	042-01AG:37

LED TYPE / COVER	SYSTEM POWER	DELIVERED LM	EFFICACY
mid lumen/opal/4000K	11.7W/m	1470lm/m	128lm/W
high lumen/opal/4000K	18.4W/m	2260lm/m	126lm/W



Reflector Insets

LIGHT INSET 40 REFLECTOR

SYS. POWER	COLOUR TEMP.	LUM. FLUX	L (mm)	ORDER CODE
12.2W	3000K	1510lm	500	042-0111:37
	4000K	1630lm		
24.4W	3000K	3020lm	1000	042-0112:37
	4000K	3270lm		
36W	3000K	4540lm	1500	042-0113:37
	4000K	4900lm		
48W	3000K	6050lm	2000	042-0114:37
	4000K	6530lm		
67W	3000K	8810lm	3000	042-0116:37
	4000K	9510lm		

Spotlight Insets

see next page

Accessories

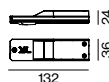
END CAPS

TYPE	ORDER CODE
end caps (pair)	042-709001



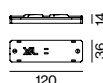
POWER FEEDER UNIT

TYPE	ORDER CODE
power feeder unit	042-1093230



LINEAR CONNECTOR

TYPE	ORDER CODE
mechanical linear connector	042-7091110
mechanical & electrical linear connector	042-7091230
opal cover linear connector	042-1091910
microprismatic cover linear connector	042-1091810



MOUNTING BRACKET

TYPE	CEILING THICKNESS (mm)	ORDER CODE
mounting bracket (1 piece)	8-25	042-7092110
mounting bracket (25 pieces)	8-25	042-7092110.25

number of brackets required: length of your system in metres+1

LUMINOUS FLUX value calculated for 4000K, CRI ≥ 90, colour white, cover opal 3000K -5%, microprismatic -11%



SPOTLIGHT insets

profiles 40

EN Cylindrical spotlight made of aluminium; powder coated; spotlight can be installed without tools in MINO 40 system or FRAME 40 system; choice of single lamp or double lamps; spotlight head rotatable (SASSO 40) or rotatable and tiltable (BO); converter in the adapter; high quality, aluminium, vapour deposition coated reflector with faceted design; precise radiation characteristics with different beam angles; optional asym. light distribution; good glare reduction due to recessed light point plane; optical attachments as accessories; COB (Chip on Board) technology for maximum efficiency; no multiple shadows; energy-eff. LEDs - very good colour rendering

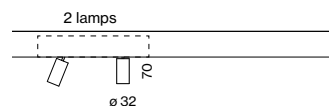
FR Spot cylindrique en aluminium ; thermolaquée ; spot intégrable sans outil au système MINO 40 ou système FRAME 40 ; au choix monoflamme ou biflamme ; tête de spot rotatif (SASSO 40) ou pivotant et orientable (BO) ; convertisseur dans l'adaptateur ; réflecteur de grande qualité, métallisée à l'aluminium avec optique facette ; précision de caractéristique de rayonnement avec divers angles de diffusion ; en option diffusion asym. de la lumière ; bon anti-éblouissement grâce aux points lumineux en retrait ; éléments optiques comme accessoires ; avec technologie COB (Chip on Board) pour efficacité maximale ; pas d'ombres multiples ; LED à haut rend. énerg. - excellent rendu coul.

Quickinfo

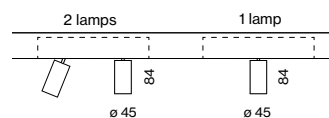
3000K, 4000K
 CRI ≥ 90, 2 SDCM
 BO 32 up to 79lm/W
 BO 45 up to 85lm/W
 SASSO 40 up to 84lm/W
 L80 @ 50000h
 DALI-2

Types

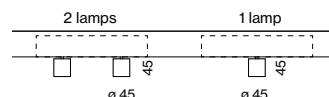
BO 32



BO 45



SASSO 40 wallwasher floor



Colours



Light distributions



DiiA® standards
 251, 252, 253



snap-in system
 (patent pending)



wallwasher floor
 360° rotatable



wallwasher
 floor

Order options

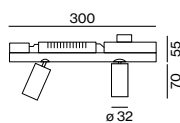
COLOUR TEMPERATURE	
3000K	0
4000K	1

CONTROL	
DALI-2	

MATERIAL COLOUR	
<input type="radio"/> traffic white RAL 9016	7
<input checked="" type="radio"/> jet black RAL 9005	8

BEAM ANGLE SPOTLIGHT 32	
spot 18°	S
medium 23°	M
flood 37°	F

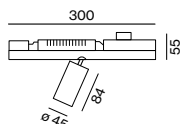
BEAM ANGLE SPOTLIGHT 45	
spot 14°	S
medium 24°	M
flood 39°	F



BO 32



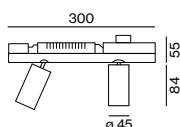
2 LAMPS	SYSTEM POWER	LUMINOUS FLUX	ORDER CODE
	20.6 W	2 × 810 lm	0 4 2 - 0 6 1 0 :: 3 ▣ ▲



BO 45

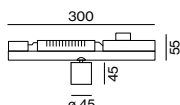


1 LAMP	SYSTEM POWER	LUMINOUS FLUX	ORDER CODE
	15 W	spot 1060 lm	0 4 2 - 0 5 2 0 :: 3 ▣ S
	15.9 W	medium, flood 1340 lm	0 4 2 - 0 5 2 0 :: 3 ▣ ▲

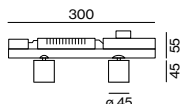


2 LAMPS	SYSTEM POWER	LUMINOUS FLUX	ORDER CODE
	30 W	spot 2 × 1060 lm	0 4 2 - 0 6 2 0 :: 3 ▣ S
	32 W	medium, flood 2 × 1340 lm	0 4 2 - 0 6 2 0 :: 3 ▣ ▲

SASSO 40 wallwasher / floor



1 LAMP	SYSTEM POWER	LUMINOUS FLUX	ORDER CODE
	9 W	659 lm	0 4 2 - 0 5 2 0 :: 3 ▣ W



2 LAMPS	SYSTEM POWER	LUMINOUS FLUX	ORDER CODE
	15.9 W	2 × 659 lm	0 4 2 - 0 6 2 0 :: 3 ▣ W

Optical accessories

HONEYCOMB LOUVER

TYPE	Ø-H (mm)	ORDER CODE
BO 32	30-3	0 0 7 - 1 9 6 5 1 6 8
BO 45	42-3	0 0 7 - 1 9 6 5 1 8 8

OVAL LENS

TYPE	Ø-H (mm)	ORDER CODE
BO 32	30-3	0 0 7 - 1 9 6 5 8 6 0
BO 45	42-3	0 0 7 - 1 9 6 5 8 8 0

SOFT LENS

TYPE	Ø-H (mm)	ORDER CODE
BO 32	30-3	0 0 7 - 1 9 6 5 9 6 0
BO 45	42-3	0 0 7 - 1 9 6 5 9 8 0

WALLWASHER LENS

TYPE	Ø-H (mm)	ORDER CODE
BO 32	30-3	0 0 7 - 1 9 6 5 7 6 0
BO 45	42-3	0 0 7 - 1 9 6 5 7 8 0

LUMINOUS FLUX value calculated for 4000K, CRI ≥ 90, colour white, medium 3000K -5%