

TASK S system

suspended

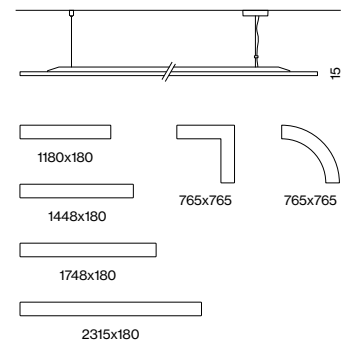
EN Luminaire housing made of aluminium – rounded edges; rectangular, L-shaped or quarter circle segment design; ultra low-profile design (only 15 mm); for lighting systems; powder coated; cable suspension, tool-less height adjustment; convenient quick mounting system without tools; direct or direct/indirect light distribution by LGP body (Light Guiding Prism); side coupled light, directed downwards or up and down by laser engraving; light control via highly reflective reflector material; optional: indirect component – special PCBs for increased luminous flux (max. ceiling illumination); completely homogeneous illumination; energy-eff. LEDs – very good colour rendering; canopy for through wiring; sound absorb. accessories available

FR Corps en alu., bords arrondis ; rectangulaire, en forme de L ou comme segment de quart-de-cercle ; forme extrêm. plate (15mm) ; pour les systèmes d'éclairage ; thermolaquée ; suspension à câble réglable en hauteur sans outil ; sys. de montage rapide et sans outil ; distrib. de lumière directe ou dir./indir. par LGP-Body ; lumière couplée latéralement par gravure laser, dirigée vers le bas ou vers le haut et le bas ; guidage lum. avec matériau réflecteur réfléchissant ; option : prop. lumière indir., platines propres p. flux lumineux accru (éclairc. plafond max.) ; éclairage homogène ; LED à haut rend. éner. – excellent rendu coul. ; cache-piton pour câblage acoustique

Quickinfo

3000 K, 4000 K, TW
 CRI ≥ 90, 3 SDCM
 UGR ≤ 19 / 65° ≤ 3000 cd/m²
 up to 124 lm/W
 L80 @ 50 000 h
 DALI-2, DALI-2 sensor
 microprismatic (UGR ≤ 19)

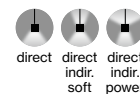
Types



Colours



Light distributions




DiiA® standards
 251, 252, 253



single luminaire
 (p. 432)



acoustic
 elements (p. 456)



DIN EN 12464-1
 UGR ≤ 19



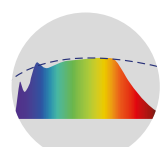
click-
 system



system
 connector



tunable white
 2700–6500 K



CRI ≥ 98
 XPECTRUM

Order options

COLOUR TEMPERATURE

3000K	0
4000K	1
tunable white 2700–6500K*	

*DALI-2 DT8; CRI ≥ 80

3000K + TW 2700–6500K	
4000K + TW 2700–6500K	

DALI-2 DT8 (separately controllable)

CONTROL

DALI-2	3
DALI-2 sensor*	7

*version with sensor: length + 9 mm

MATERIAL COLOUR

○ pure white RAL 9010	7
● jet black RAL 9005	8

Options on request

COLOUR RENDERING INDEX

CRI ≥ 80	
CRI ≥ 98 XPECTRUM	



TASK S LINEAR suspended



DIRECT

SYS. POWER	COLOUR TEMP.	LUM. FLUX	L (mm)	ORDER CODE
12.9W	3000K	1460lm	1180	0 5 9 - 5 7 4 4 :: ▣ ▣ K
	4000K	1550lm		
16.1W	3000K	1820lm	1448	0 5 9 - 5 7 4 5 :: ▣ ▣ K
	4000K	1940lm		
19.3W	3000K	2190lm	1748	0 5 9 - 5 7 4 6 :: ▣ ▣ K
	4000K	2330lm		
25.7W	3000K	2920lm	2315	0 5 9 - 5 7 4 8 :: ▣ ▣ K
	4000K	3110lm		



DIRECT / INDIRECT SOFT

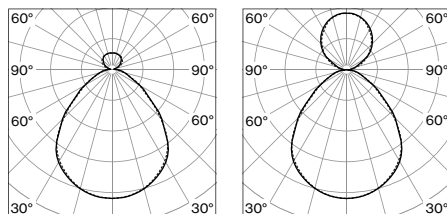
SYS. POWER	COLOUR TEMP.	LUM. FLUX	L (mm)	ORDER CODE
19.5W	3000K	↓ 1900 / ↑ 327lm	1180	0 5 9 - 5 7 5 4 :: ▣ ▣ K
	4000K	↓ 2020 / ↑ 347lm		
24.4W	3000K	↓ 2380 / ↑ 408lm	1448	0 5 9 - 5 7 5 5 :: ▣ ▣ K
	4000K	↓ 2540 / ↑ 435lm		
29.2W	3000K	↓ 2860 / ↑ 490lm	1748	0 5 9 - 5 7 5 6 :: ▣ ▣ K
	4000K	↓ 3040 / ↑ 521lm		
39W	3000K	↓ 3810 / ↑ 653lm	2315	0 5 9 - 5 7 5 8 :: ▣ ▣ K
	4000K	↓ 4050 / ↑ 695lm		



DIRECT / INDIRECT POWER

SYS. POWER	COLOUR TEMP.	LUM. FLUX	L (mm)	ORDER CODE
42W	3000K	↓ 3190 / ↑ 1680lm	1180	0 5 9 - 5 7 6 4 :: ▣ ▣ K
	4000K	↓ 3400 / ↑ 1790lm		
49W	3000K	↓ 3190lm	1180	0 5 9 - 5 7 D 4 0 :: ▣ ▣ K
	(2×DALI) 2700–6500K	↑ 2090lm		
49W	4000K	↓ 3400lm	1180	0 5 9 - 5 7 D 4 1 :: ▣ ▣ K
	(2×DALI) 2700–6500K	↑ 2090lm		
62W (2×)	2700–6500K	↑ 6060lm	1180	0 5 9 - 5 7 6 4 D :: ▣ ▣ K
53W	3000K	↓ 3990 / ↑ 2100lm	1448	0 5 9 - 5 7 6 5 :: ▣ ▣ K
	4000K	↓ 4250 / ↑ 2230lm		
61W	3000K	↓ 3990lm	1448	0 5 9 - 5 7 D 5 0 :: ▣ ▣ K
	(2×DALI) 2700–6500K	↑ 2610lm		
61W	4000K	↓ 4250lm	1448	0 5 9 - 5 7 D 5 1 :: ▣ ▣ K
	(2×DALI) 2700–6500K	↑ 2610lm		
78W (2×)	2700–6500K	↑ 7570lm	1448	0 5 9 - 5 7 6 5 D :: ▣ ▣ K
63W	3000K	↓ 4790 / ↑ 2520lm	1748	0 5 9 - 5 7 6 6 :: ▣ ▣ K
	4000K	↓ 5100 / ↑ 2680lm		
71W	3000K	↓ 4790lm	1748	0 5 9 - 5 7 D 6 0 :: ▣ ▣ K
	(2×DALI) 2700–6500K	↑ 2940lm		
71W	4000K	↓ 5100lm	1748	0 5 9 - 5 7 D 6 1 :: ▣ ▣ K
	(2×DALI) 2700–6500K	↑ 2940lm		
85W (2×)	2700–6500K	↑ 8530lm	1748	0 5 9 - 5 7 6 6 D :: ▣ ▣ K
84W	3000K	↓ 6390 / ↑ 3360lm	2315	0 5 9 - 5 7 6 8 :: ▣ ▣ K
	4000K	↓ 6800 / ↑ 3580lm		
92W	3000K	↓ 6390lm	2315	0 5 9 - 5 7 D 8 0 :: ▣ ▣ K
	(2×DALI) 2700–6500K	↑ 4180lm		
92W	4000K	↓ 6800lm	2315	0 5 9 - 5 7 D 8 1 :: ▣ ▣ K
	(2×DALI) 2700–6500K	↑ 4180lm		
118W (2×)	2700–6500K	↑ 12120lm	2315	0 5 9 - 5 7 6 8 D :: ▣ ▣ K

Light distributions



microprismatic
direct/indirect soft

microprismatic
direct/indirect power

LUMINOUS FLUX value calculated for
CRI ≥ 90, colour white, cover microprismatic

Mounting accessories

see page 814

Order options

CORNER

without power feeder	2
with power feeder	3

COLOUR TEMPERATURE

3000K	0
4000K	1

CONTROL

DALI-2	
--------	--

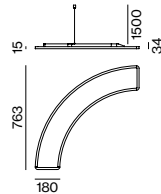
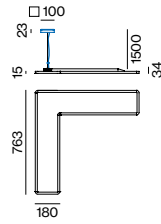
MATERIAL COLOUR

○ pure white RAL 9010	7
● jet black RAL 9005	8

Options on request

COLOUR RENDERING INDEX

CRI ≥ 80	
CRI ≥ 98 XPECTRUM	



TASK S CORNER/CURVE suspended

incl. cable suspension 1500 mm

	CRI ≥ 98	UGR ≤ 19	cd/m ² ≤ 3000	RG0 IEC 62471				
--	----------	----------	--------------------------	---------------	--	--	--	--

DIRECT

SYS. POWER	COLOUR TEMP.	LUM. FLUX	L (mm)	ORDER CODE
15W	3000K	1700lm	765	0 5 9 - 5 8 4 3 K
corner	4000K	1810lm		
12.9W	3000K	1460lm	765	0 5 9 - 5 5 4 2 3 K
curve	4000K	1550lm		

	CRI ≥ 98	UGR ≤ 19	cd/m ² ≤ 3000	RG0 IEC 62471				
--	----------	----------	--------------------------	---------------	--	--	--	--

DIRECT / INDIRECT SOFT

SYS. POWER	COLOUR TEMP.	LUM. FLUX	L (mm)	ORDER CODE
22.7W	3000K	↓ 2220/↑ 381lm	765	0 5 9 - 5 8 5 3 K
corner	4000K	↓ 2370/↑ 407lm		

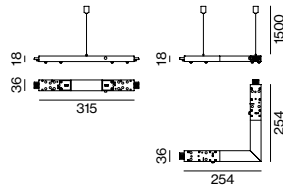
	CRI ≥ 98	UGR ≤ 19	RG0 IEC 62471				
--	----------	----------	---------------	--	--	--	--

DIRECT / INDIRECT POWER

SYS. POWER	COLOUR TEMP.	LUM. FLUX	L (mm)	ORDER CODE
49W	3000K	↓ 3680/↑ 1890lm	765	0 5 9 - 5 8 6 3 K
corner	4000K	↓ 3920/↑ 2010lm		
42W	3000K	↓ 3150/↑ 1610lm	765	0 5 9 - 5 5 6 2 3 K
curve	4000K	↓ 3350/↑ 1720lm		

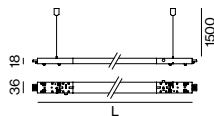
Mounting accessories

LINEAR/CORNER 90° CONNECTOR incl. cable suspension 1500 mm



TYPE	L (mm)	ORDER CODE
linear mechanical & electrical	10	0 5 9 - 2 7 9 2 3 1
linear mechanical	10	0 5 9 - 2 7 9 2 4 1
corner 90° mechanical & electrical	254x254	0 5 9 - 2 7 9 2 7 1
corner 90° mechanical	254x254	0 5 9 - 2 7 9 2 8 1

SYSTEM CONNECTOR incl. cable suspension 1500 mm



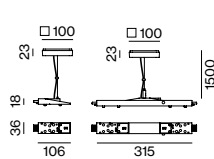
TYPE	L (mm)	ORDER CODE
mechanical & electrical	800	0 5 9 - 2 7 9 2 3 2
mechanical & electrical	1200	0 5 9 - 2 7 9 2 3 3
mechanical & electrical cuttable	1200	0 5 9 - 2 7 9 2 3 0
mechanical & electrical cuttable	2400	0 5 9 - 2 7 9 2 3 4
optional cable suspension	1500	0 5 9 - 2 7 9 2 1 2 7

END PIECE incl. cable suspension 1500 mm



TYPE	L (mm)	ORDER CODE
end piece	1500	0 5 9 - 2 7 9 2 1 1

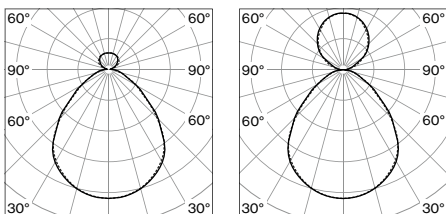
POWER FEEDER incl. cable suspension 1500 mm and canopy/feeder cable



TYPE	L (mm)	ORDER CODE
power feeder 5x1.5mm ²	1500	0 5 9 - 2 7 9 2 2 1
middle power feeder 5x1.5mm ²	1500	0 5 9 - 2 7 9 2 5 1

for electrical system configuration see luminaire data sheet at xal.com

Light distributions



microprismatic
direct/indirect soft

microprismatic
direct/indirect power

LUMINOUS FLUX value calculated for colour white, cover microprismatic