

# TASK S system

suspended

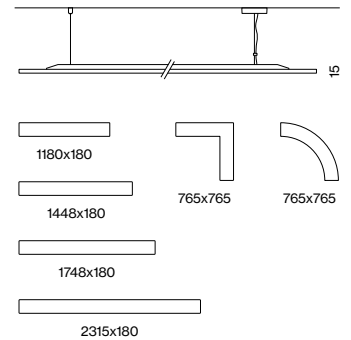
**EN** Luminaire housing made of aluminium – rounded edges; rectangular, L-shaped or quarter circle segment design; ultra low-profile design (only 15 mm); for lighting systems; powder coated; cable suspension, tool-less height adjustment; convenient quick mounting system without tools; direct or direct/indirect light distribution by LGP body (Light Guiding Prism); side coupled light, directed downwards or up and down by laser engraving; light control via highly reflective reflector material; optional: indirect component – special PCBs for increased luminous flux (max. ceiling illumination); completely homogeneous illumination; energy-eff. LEDs – very good colour rendering; canopy for through wiring

**FR** Corps en alu., bords arrondis ; rectangulaire, en forme de L ou comme segment de quart-de-cercle ; forme extrêm. plate (15 mm) ; pour les systèmes d'éclairage ; thermolaquée ; suspension à câble réglable en hauteur sans outil ; sys. de montage rapide et sans outil ; distrib. de lumière directe ou dir./indir. par LGP-Body ; lumière couplée latéralement par gravure laser, dirigée vers le bas ou vers le haut et le bas ; guidage lum. avec matériau réflecteur réfléchissant ; option : prop. lumière indir., platines propres p. flux lumineux accru (éclairc. plafond max.) ; éclairage homogène ; LED à haut rend. éner. – excellent rendu coul. ; cache-piton pour câblage cont.

## Quickinfo

3000 K, 4000 K, TW  
 CRI ≥ 80, CRI ≥ 90, 3 SDCM  
 UGR ≤ 19 / 65° ≤ 3000 cd/m<sup>2</sup>  
 up to ↓ 8270 / ↑ 4470 lm  
 up to 122 lm/W  
 L90 @ 50 000 h  
 DALI-2, DALI-2 sensor  
 microprismatic (UGR ≤ 19)

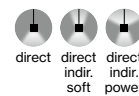
## Types



## Colours




## Light distributions



Dii® standards  
 251, 252, 253



single luminaire




DIN EN 12464-1  
 UGR ≤ 19



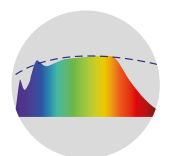
click-system



system connector



tunable white  
 2700–6500 K



CRI ≥ 98  
 XPECTRUM

## Order options

### COLOUR TEMPERATURE

3000K	0
4000K	1
tunable white 2700–6500K*	

\*DALI-2 DT8; CRI≥80

3000K + TW 2700–6500K	
4000K + TW 2700–6500K	

DALI-2 DT8 (separately controllable)

### CONTROL

DALI-2	3
DALI-2 sensor*	7

\*version with sensor: length + 9mm

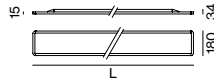
### MATERIAL COLOUR

○ pure white RAL 9010	7
● jet black RAL 9005	8

## Options on request

### COLOUR RENDERING INDEX

CRI≥80	
CRI≥98 XPECTRUM	



## TASK S LINEAR suspended



### DIRECT

SYS. POWER	COLOUR TEMP.	LUM. FLUX	L (mm)	ORDER CODE
12.9W	3000K	1460lm	1180	059-5744
	4000K	1550lm		
16.1W	3000K	1820lm	1448	059-5745
	4000K	1940lm		
19.3W	3000K	2190lm	1748	059-5746
	4000K	2330lm		
25.7W	3000K	2920lm	2315	059-5748
	4000K	3110lm		



### DIRECT / INDIRECT SOFT

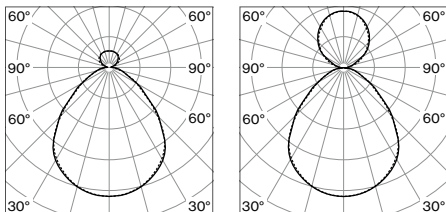
SYS. POWER	COLOUR TEMP.	LUM. FLUX	L (mm)	ORDER CODE
19.5W	3000K	↓ 1900/↑ 327lm	1180	059-5754
	4000K	↓ 2020/↑ 347lm		
24.4W	3000K	↓ 2380/↑ 408lm	1448	059-5755
	4000K	↓ 2540/↑ 435lm		
29.2W	3000K	↓ 2860/↑ 490lm	1748	059-5756
	4000K	↓ 3040/↑ 521lm		
39W	3000K	↓ 3810/↑ 653lm	2315	059-5758
	4000K	↓ 4050/↑ 695lm		



### DIRECT / INDIRECT POWER

SYS. POWER	COLOUR TEMP.	LUM. FLUX	L (mm)	ORDER CODE
42W	3000K	↓ 3190/↑ 1680lm	1180	059-5764
	4000K	↓ 3400/↑ 1790lm		
49W	3000K	↓ 3190lm	1180	059-57D40
(2×DALI)	2700–6500K	↑ 2090lm		
49W	4000K	↓ 3400lm	1180	059-57D41
(2×DALI)	2700–6500K	↑ 2090lm		
62W (2×)	2700–6500K	↑ 6060lm	1180	059-5764D
53W	3000K	↓ 3990/↑ 2100lm	1448	059-5765
	4000K	↓ 4250/↑ 2230lm		
61W	3000K	↓ 3990lm	1448	059-57D50
(2×DALI)	2700–6500K	↑ 2610lm		
61W	4000K	↓ 4250lm	1448	059-57D51
(2×DALI)	2700–6500K	↑ 2610lm		
78W (2×)	2700–6500K	↑ 7570lm	1448	059-5765D
63W	3000K	↓ 4790/↑ 2520lm	1748	059-5766
	4000K	↓ 5100/↑ 2680lm		
71W	3000K	↓ 4790lm	1748	059-57D60
(2×DALI)	2700–6500K	↑ 2940lm		
71W	4000K	↓ 5100lm	1748	059-57D61
(2×DALI)	2700–6500K	↑ 2940lm		
85W (2×)	2700–6500K	↑ 8530lm	1748	059-5766D
84W	3000K	↓ 6390/↑ 3360lm	2315	059-5768
	4000K	↓ 6800/↑ 3580lm		
92W	3000K	↓ 6390lm	2315	059-57D80
(2×DALI)	2700–6500K	↑ 4180lm		
92W	4000K	↓ 6800lm	2315	059-57D81
(2×DALI)	2700–6500K	↑ 4180lm		
118W (2×)	2700–6500K	↑ 12120lm	2315	059-5768D

## Light distributions



microprismatic  
direct/indirect soft

microprismatic  
direct/indirect power

LUMINOUS FLUX value calculated for  
CRI≥90, colour white, cover microprismatic

## Mounting accessories

see next page

**Order options**

**CORNER**

without power feeder	2
with power feeder	3

**COLOUR TEMPERATURE**

3000K	0
4000K	1

**CONTROL**

DALI-2	
--------	--

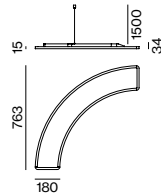
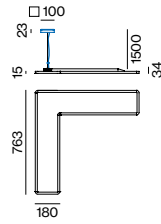
**MATERIAL COLOUR**

○ pure white RAL 9010	7
● jet black RAL 9005	8

**Options on request**

**COLOUR RENDERING INDEX**

CRI ≥ 80	
CRI ≥ 98 XPECTRUM	



**TASK S CORNER/CURVE suspended**

incl. cable suspension 1500 mm

	CRI ≥ 90	UGR ≤ 19	cd/m <sup>2</sup> ≤ 3000	RG0 IEC 62471				
--	----------	----------	--------------------------	---------------	--	--	--	--

**DIRECT**

SYS. POWER	COLOUR TEMP.	LUM. FLUX	L (mm)	ORDER CODE
15W	3000K	1700lm	765	0 5 9 - 5 8 4   3  K
corner	4000K	1810lm		
12.9W	3000K	1460lm	765	0 5 9 - 5 5 4 2   3  K
curve	4000K	1550lm		

	CRI ≥ 90	UGR ≤ 19	cd/m <sup>2</sup> ≤ 3000	RG0 IEC 62471				
--	----------	----------	--------------------------	---------------	--	--	--	--

**DIRECT / INDIRECT SOFT**

SYS. POWER	COLOUR TEMP.	LUM. FLUX	L (mm)	ORDER CODE
22.7W	3000K	↓ 2220/↑ 381lm	765	0 5 9 - 5 8 5   3  K
corner	4000K	↓ 2370/↑ 407lm		

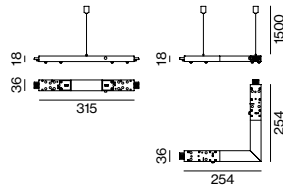
	CRI ≥ 90	UGR ≤ 19	RG0 IEC 62471				
--	----------	----------	---------------	--	--	--	--

**DIRECT / INDIRECT POWER**

SYS. POWER	COLOUR TEMP.	LUM. FLUX	L (mm)	ORDER CODE
49W	3000K	↓ 3680/↑ 1890lm	765	0 5 9 - 5 8 6   3  K
corner	4000K	↓ 3920/↑ 2010lm		
42W	3000K	↓ 3150/↑ 1610lm	765	0 5 9 - 5 5 6 2   3  K
curve	4000K	↓ 3350/↑ 1720lm		

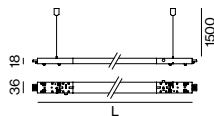
**Mounting accessories**

**LINEAR/CORNER 90° CONNECTOR** incl. cable suspension 1500 mm



TYPE	L (mm)	ORDER CODE
linear mechanical & electrical	10	0 5 9 - 2 7 9 2 3 1
linear mechanical	10	0 5 9 - 2 7 9 2 4 1
corner 90° mechanical & electrical	254x254	0 5 9 - 2 7 9 2 7 1
corner 90° mechanical	254x254	0 5 9 - 2 7 9 2 8 1

**SYSTEM CONNECTOR** incl. cable suspension 1500 mm



TYPE	L (mm)	ORDER CODE
mechanical & electrical	800	0 5 9 - 2 7 9 2 3 2
mechanical & electrical	1200	0 5 9 - 2 7 9 2 3 3
mechanical & electrical cuttable	1200	0 5 9 - 2 7 9 2 3 0
mechanical & electrical cuttable	2400	0 5 9 - 2 7 9 2 3 4
optional cable suspension	1500	0 5 9 - 2 7 9 2 1 2 7

**END PIECE** incl. cable suspension 1500 mm

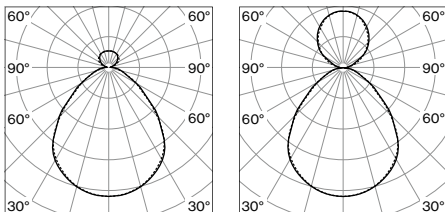
TYPE	L (mm)	ORDER CODE
end piece	1500	0 5 9 - 2 7 9 2 1 1

**POWER FEEDER** incl. cable suspension 1500 mm and canopy/feeder cable

TYPE	L (mm)	ORDER CODE
power feeder 5×1.5mm <sup>2</sup>	1500	0 5 9 - 2 7 9 2 2 1
middle power feeder 5×1.5mm <sup>2</sup>	1500	0 5 9 - 2 7 9 2 5 1

for electrical system configuration see luminaire data sheet at xal.com

**Light distributions**



microprismatic  
direct/indirect soft

microprismatic  
direct/indirect power

**LUMINOUS FLUX** value calculated for colour white, cover microprismatic