



## BO 32 / 45 / 55

intrack

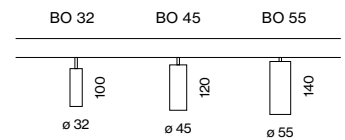
**EN** Track light made of die-cast aluminium; powder coated; spotlight head rotates 360° and tilts 90°; choice of single lamp, double lamps or triple lamp; converter in the adapter; with optional high quality lens system with precise radiation characteristic; or high quality, aluminium, vapour deposition coated reflector with faceted design; precise radiation characteristics with different beam angles; good glare reduction due to recessed light point plane; optical attachments as accessories; COB (Chip on Board) technology or high power LEDs - maximum efficiency; no multiple shadows; energy-eff. LEDs - very good colour rendering; adapter for toolless insertion or movement on a variety of 3-phase power tracks; adapter flush with the power track

**ES** Proyector de carril electrificado de fundición de aluminio inyectado; recubierto de polvo; cabezal de proyector giratorio de 360° y orientable 90°; disponible con flujo de luz simple, doble o triple; driver en el adaptador; opcionalmente con sistema óptico de lentes de alta calidad con precisa característica de emisión; o reflector de alta calidad vaporizado de aluminio con revestimiento de facetas esféricas; característica de emisión precisa con diferentes ángulos de emisión; buen control del deslumbramiento mediante plano de punto de luz retranqueado; los accesorios ópticos como accesorios; tecnología COB o LEDs de alta potencia - máxima eficiencia; no sombras múltiples; LED energét. efic. - excelente reprod. crom.; adaptador para instalación sin herramientas o desplazamiento en diferentes carriles electrificados de 3 fases; adaptador enrasado con la barra conductora

### Quickinfo

2700 K, 3000 K, 3500 K, 4000 K  
 CRI ≥ 90, 2 SDCM  
 BO 32 up to 87lm/W  
 BO 45 up to 91lm/W  
 BO 55 up to 84lm/W  
 L85 @ 50000 h  
 DALI-2

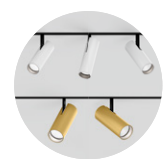
### Types



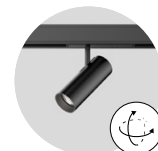
### Colours




### Light distributions




only one adapter with 2 or 3 lamps



360° rotatable  
90° tiltable



glare control via  
honeycomb louver



oval lens for oval  
light illumination



CRI ≥ 90  
2 SDCM

## Order options

### COLOUR TEMPERATURE

2700K	4
3000K	5
3500K	7
4000K	6

### CONTROL

DALI-2

### MATERIAL COLOUR

○ traffic white RAL 9016	7
● jet black RAL 9005	8
● special colours	X

### BEAM ANGLE BO 32

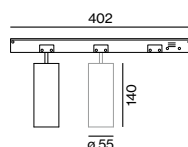
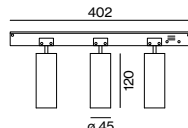
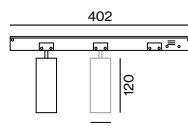
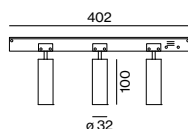
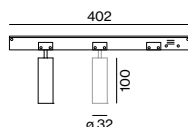
spot 18°	S
medium 23°	M
flood 37°	F

### BEAM ANGLE BO 45

super spot 8°	V
spot 14°	S
medium 24°	M
flood 39°	F

### BEAM ANGLE BO 55

spot 17°	S
medium 31°	M
flood 37°	F



## BO 32 intrack



### TRACK LIGHT

TYPE	SYS. POWER	LUMINOUS FLUX	ORDER CODE
1 lamp	10.7W	804lm	180-7130::3▲▲
2 lamps	20.5W	1440lm	180-7140::3▲▲
3 lamps	32.0W	2380lm	180-7150::3▲▲

## BO 45 intrack



### TRACK LIGHT

TYPE	SYS. POWER	LUMINOUS FLUX	ORDER CODE
1 lamp	8.5W*	super spot 371lm	180-7230::3▲V
	15.1W	spot 1190lm	180-7230::3▲S
2 lamps	15.9W	medium, flood 1400lm	180-7230::3▲▲
	14.2W*	super spot 2×320lm	180-7240::3▲V
3 lamps	30W	spot 2×1020lm	180-7240::3▲S
	32W	med., flood 2×1330lm	180-7240::3▲▲
	45W	spot 3×1020lm	180-7250::3▲S
	42W	med., flood 3×1180lm	180-7250::3▲▲

\*do not use optical filters

## BO 55 intrack



### TRACK LIGHT

TYPE	SYS. POWER	LUMINOUS FLUX	ORDER CODE
1 lamp	24.8W	1940lm	180-7330::3▲▲
2 lamps	43W	3460lm	180-7340::3▲▲

## Optical accessories

### HONEYCOMB LOUVER

TYPE	Ø-H (mm)	ORDER CODE
BO 32	30·3	007-1965168
BO 45	42·3	007-1965188
BO 55	50·3	007-1965598

### OVAL LENS

TYPE	Ø-H (mm)	ORDER CODE
BO 32	30·3	007-1965860
BO 45	42·3	007-1965880
BO 55	50·3	007-1965890

### SOFT LENS

TYPE	Ø-H (mm)	ORDER CODE
BO 32	30·3	007-1965960
BO 45	42·3	007-1965980
BO 55	50·3	007-1965990

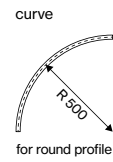
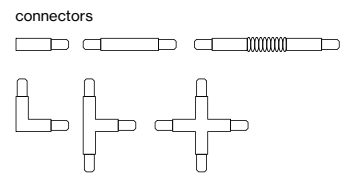
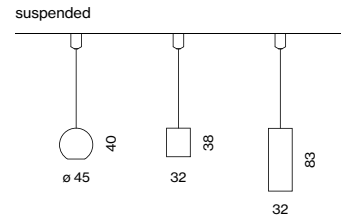
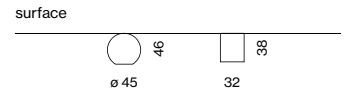
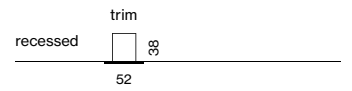
### WALLWASHER LENS

TYPE	Ø-H (mm)	ORDER CODE
BO 32	30·3	007-1965760
BO 45	42·3	007-1965780
BO 55	50·3	007-1965790

LUMINOUS FLUX value calculated for  
3000K, CRI ≥ 90, colour white, flood  
2700K -5%, 3500K +0.5%, 4000K +7%



**Types**



**Colours**



**TRACK 3-phase**  
recessed/surface/suspended



curve connector



optimised adapter integration

# TRACK recessed

## Order options

### CONTROL

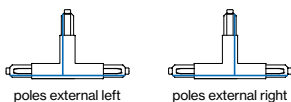
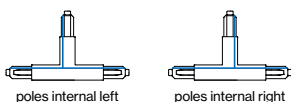
non DIM

DALI-2

### MATERIAL COLOUR

- pure white RAL 9010 7
- jet black RAL 9005 8

## Pole options



## TRACK 3-phase/3-phase + DALI-2-bus



### TRACK 240V-16A

L (mm)	ORDER CODE
2000	186-012213
3000	186-012313
4000	186-012413

end cap 186-022011

end feed left 186-022313  
 end feed right 186-022413  
 middle feed 186-021323

### CONNECTORS 240V-16A

**TYPE** **ORDER CODE**  
 linear connector 186-021113

I-connector 186-022123

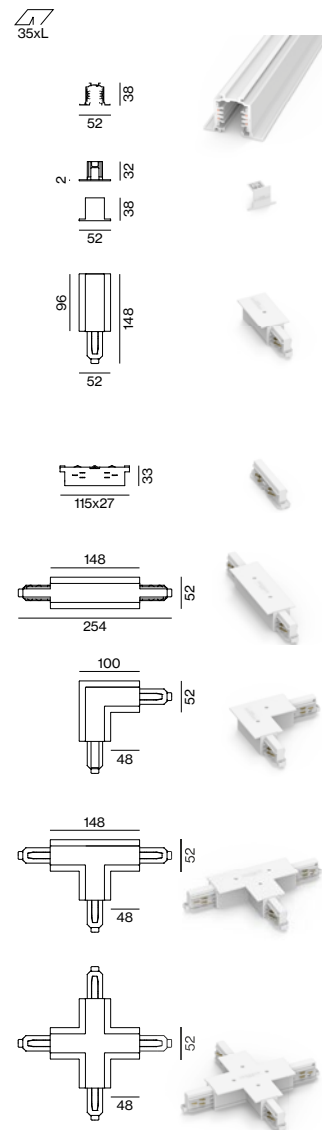
L-connector right 186-022133  
 L-connector left 186-022233

T-connector right (poles internal) 186-022143  
 T-connector left (poles internal) 186-022243  
 T-connector right (poles external) 186-022173  
 T-connector left (poles external) 186-022273

X-connector 186-022153

### MOUNTING ACCESSORIES

**TYPE** **ORDER CODE**  
 clip 186-0225110  
 cutting tool 186-0219110



# TRACK

## surface/suspended

### Order options


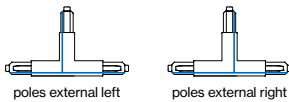
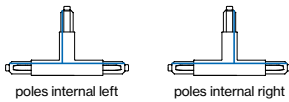
#### CONTROL

non DIM  
 DALI-2

#### MATERIAL COLOUR

- pure white RAL 9010 7
- grey 6
- jet black RAL 9005 8

### Pole options



### TRACK 3-phase/3-phase + DALI-2-bus



#### TRACK 240V-16A

L (mm)	ORDER CODE
1000	186-011123
2000	186-011223
3000	186-011323
4000	186-011423

end cap 186-021011

end feed left 186-021313  
 end feed right 186-021413  
 middle feed\* 186-021323

\*only available in white and black

#### CONNECTORS 240V-16A

TYPE ORDER CODE  
 linear connector 186-021113

I-connector 186-021123

L-connector right 186-021133  
 L-connector left 186-021233

T-connector right (poles internal) 186-021143  
 T-connector left (poles internal) 186-021243  
 T-connector right (poles external) 186-021173  
 T-connector left (poles external) 186-021273

X-connector 186-021153

adjustable corner connector 186-021163

#### MOUNTING ACCESSORIES

TYPE ORDER CODE  
 ceiling clip 186-021511

pendant clip cable 186-021521  
 pendant clip rod 186-021541

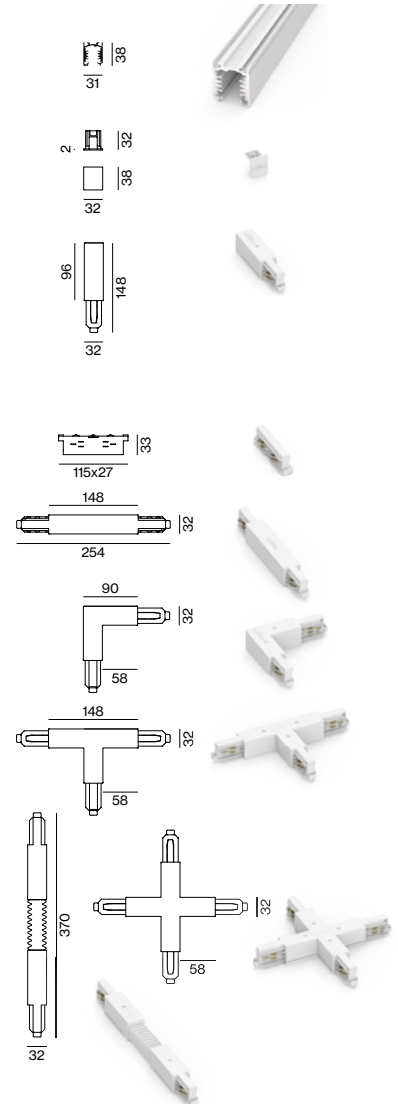
joiner piece cable 186-021531  
 joiner piece rod 186-021551

cutting tool 186-0219110

#### SUSPENSION KIT

TYPE ORDER CODE  
 pendant 1000 186-021611

cable 1500 186-0217110  
 cable 3000 186-0217210  
 cable 5000 186-0217310



# TRACK high

## surface/suspended

### Order options

#### CONTROL

non DIM

DALI-2

#### MATERIAL COLOUR

○ pure white RAL 9010 7

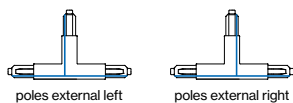
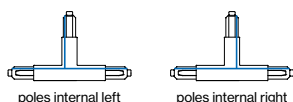
● jet black RAL 9005 8

### Options on request

#### LIGHT OPTIC COVER

inset indirect

### Pole options



### TRACK high 3-phase/3-phase + DALI-2-bus



#### TRACK 240V-16A

L (mm)	ORDER CODE
1000	186-016113
2000	186-016213
3000	186-016313
4000	186-016413

end cap 186-026011

end feed left 186-026313

end feed right 186-026413

middle feed 186-021323

#### CONNECTORS 240V-16A

**TYPE**  
linear connector 186-026113

I-connector 186-026123

L-connector right 186-026133

L-connector left 186-026233

T-connector right (poles internal) 186-026143

T-connector left (poles internal) 186-026243

T-connector right (poles external) 186-026173

T-connector left (poles external) 186-026273

X-connector 186-026153

#### MOUNTING ACCESSORIES

**TYPE**  
pendant clip cable 186-0265210  
pendant sheet metal clip 186-0215220  
pendant clip rod 186-0265410

joiner piece cable 186-0265310

joiner piece rod 186-0265510

cutting tool 186-0219110

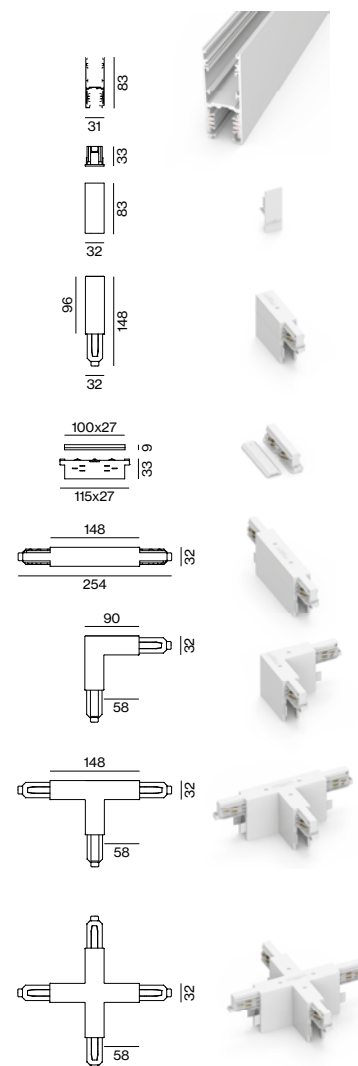
#### SUSPENSION KIT

**TYPE**  
pendant 1000 186-0216110

cable 1500 186-0217110

cable 3000 186-0217210

cable 5000 186-0217310



# TRACK round surface/suspended

## Order options

### CONTROL

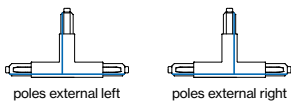
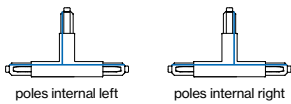
non DIM

DALI-2

### MATERIAL COLOUR

- pure white RAL 9010 7
- jet black RAL 9005 8

## Pole options



## TRACK round 3-phase/3-phase + DALI-2-bus



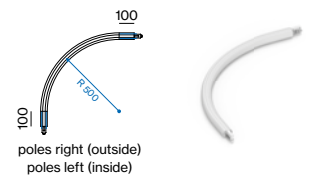
### TRACK 240V-16A

L (mm)	ORDER CODE
1000	186-015113
2000	186-015213
3000	186-015313
4000	186-015413



### TRACK CURVE 240V-16A

TYPE	ORDER CODE
R 500 90° left	186-015853
R 500 90° right	186-015863



end cap	186-025011
---------	------------



end feed left	186-025313
end feed right	186-025413
middle feed	186-021323



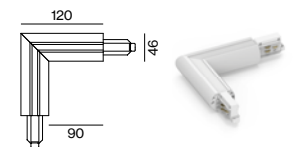
### CONNECTORS 240V-16A

TYPE	ORDER CODE
linear connector	186-021113



L-connector right (external)	186-025133
L-connector left (internal)	186-025233

T-connector left (poles external)	186-025243
T-connector right (poles external)	186-025143
T-connector right (poles internal)	186-025273
T-connector left (poles internal)	186-025173



X-connector	186-025153
-------------	------------

### MOUNTING ACCESSORIES

TYPE	ORDER CODE
pendant clip cable	186-025521
pendant clip rod	186-025541

joiner piece cable	186-025531
joiner piece rod	186-025551

cutting tool	186-0279110
--------------	-------------

### SUSPENSION KIT

TYPE	ORDER CODE
pendant 1000	186-021611
cable 1500	186-0217110
cable 3000	186-0217210
cable 5000	186-0217310