

MINO 40 system

ceiling / suspended

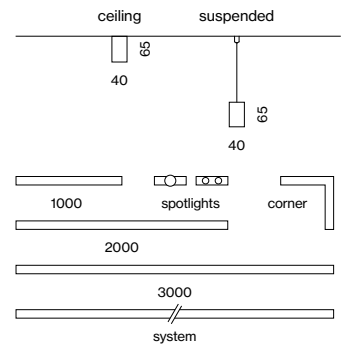
EN Luminaire housing from extruded aluminium profile, angular design; no visible screws; for lighting systems; powder coated; luminaire profile for mounting available in advance; remaining luminaire components mounted without tools; HPO (High Performance Opal) cover in the length of the light inset or continuous cover (both separately available); optional high gloss reflector with faceted design; pre-assembled power rail for power supply in luminaire profile; voltage tap of the light inset on the power rail; ceiling surface mounting or suspended mounting; height adjustment without tools; with feeder cable; light inset consisting of highly reflective coated extruded profile, improved thermal management; energy-eff. LEDs - very good colour rendering; optionally spotlight modules can be installed

ES Cuerpo de perfil de aluminio con diseño angular; sin tornillos visibles; para sistemas de iluminación; recubierto de polvo; perfil disponible para pre-montaje; resto de componentes luminosos montables sin herramienta; difusor HPO (High Performance Opal) en la longitud del inserto luminoso o difusor continuo (ambos deben encargarse por separado); opcional reflector de alto brillo con óptica facetada; carril eléctrico premont. para suministro de corr. en perfil de lumin.; toma de corr. para inserto lumin. en carril eléctrico; montaje sobre techo o suspendido; altura regulable sin herramientas; incl. cable de alimentación; inserto luminoso de perfil extruido con pintura ultrarreflectante, gestión del calor mejorada; LED energét. efíc. - excelente reprod. crom.; compatible con insertos de foco

Quickinfo

3000K, 4000K
 CRI ≥ 90, 3 SDCM
 up to 3270lm/m
 up to 142lm/W
 L90 @ 50000h
 opal, microprismatic,
 reflector (UGR ≤ 19)

Types



Colours



Light distributions



DiiA® standards
 251, 252, 253



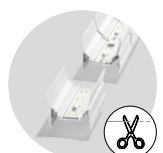
snap-in system
 (patent pending)



DIN EN 12464-1
 UGR ≤ 19



spotlight
 insets



breakable
 flex insets

Order options

LED TYPE	
mid lumen	1
high lumen	2

COLOUR TEMPERATURE	
3000K	0
4000K	1

CONTROL	
DALI-2	

MATERIAL COLOUR	
<input type="radio"/> pure white RAL 9010	7
<input type="radio"/> traffic white RAL 9016	W
<input type="radio"/> white aluminium RAL 9006	G
<input checked="" type="radio"/> jet black RAL 9005	8
<input type="radio"/> special colours	X

LENGTH	
1000 mm	1
2000 mm	2
3000 mm	3

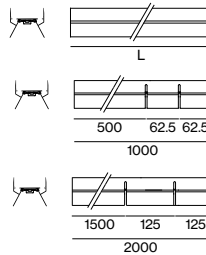
LIGHT OPTIC COVER	
opal high performance	H
microprismatic	Z
reflector (UGR ≤ 19)	

LIGHT OPTIC COLOUR	
chrome reflector	R
dark chrome reflector	B

ACCESSORY COLOUR	
<input type="radio"/> pure white RAL 9010	7
<input checked="" type="radio"/> jet black RAL 9005	8

MATERIAL COLOUR	
CABLE SUSPENSION	
chrome	0
black	8

LUMINOUS FLUX value calculated for 4000K, CRI ≥ 90, colour white, cover opal 3000K -5%, microprismatic -11%



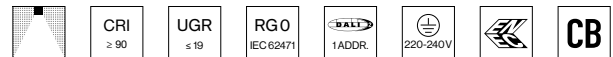
MINO 40 ceiling/suspended

INSTALLATION CHANNEL

TYPE	L (mm)	ORDER CODE
channel	1000	042-100201
channel	2000	042-100401
channel	3000	042-100601
channel corner 90°/cover	250 × 250	042-100C01

LIGHT OPTIC COVER 40

TYPE	L (mm)	ORDER CODE
linear cover	see left	006-42 L 0010
continuous linear cover	6000	006-2206010
continuous linear cover	25000	006-2225010
blind cover	see left	006-42 L 001



LIGHT INSET 40

SYSTEM POWER (MID/HIGH LUMEN)	L (mm)	ORDER CODE
12.1/18.5W	1000	042-01
23.4/36W	2000	042-01
34/54W	3000	042-01
12.1/18.5W flex	500-1000	042-01
23.4/36W flex	1500-2000	042-01

LED TYPE / COVER	SYSTEM POWER	DELIVERED LM	EFFICACY
mid lumen/opal/4000K	11.7W/m	1470lm/m	128lm/W
high lumen/opal/4000K	18.4W/m	2260lm/m	126lm/W

Reflector Insets

LIGHT INSET 40 REFLECTOR

SYS. POWER	COLOUR TEMP.	LUM. FLUX	L (mm)	ORDER CODE
12.2W	3000K	1510lm	500	042-01111
	4000K	1630lm		
24.4W	3000K	3020lm	1000	042-01112
	4000K	3270lm		
36W	3000K	4540lm	1500	042-01113
	4000K	4900lm		
48W	3000K	6050lm	2000	042-01114
	4000K	6530lm		
67W	3000K	8810lm	3000	042-01116
	4000K	9510lm		

Spotlight Insets

see next page

Accessories

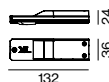
END CAPS

TYPE	ORDER CODE
end caps (pair)	042-109001



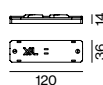
POWER FEEDER UNIT

TYPE	ORDER CODE
power feeder unit	042-1093230



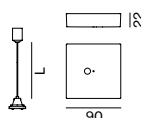
LINEAR CONNECTOR

TYPE	ORDER CODE
mechanical linear connector	042-7091110
mechanical & electrical linear connector	042-7091230
opal cover linear connector	042-1091910
microprismatic cover linear connector	042-1091810



CEILING FASTENER/CABLE SUSPENSION/CANOPY

TYPE	L (mm)	ORDER CODE
ceiling fastener	10	050-204111
cable suspension	1500	005-215211
canopy		005-231121
feeder cable		005-241241



for electrical system configuration see luminaire data sheet at xal.com



SPOTLIGHT insets

profiles 40

EN Cylindrical spotlight made of aluminium; powder coated; spotlight can be installed without tools in MINO 40 system or FRAME 40 system; choice of single lamp or double lamps; spotlight head rotatable (SASSO 40) or rotatable and tiltable (BO); converter in the adapter; high quality, aluminium, vapour deposition coated reflector with faceted design; precise radiation characteristics with different beam angles; optional asym. light distribution; good glare reduction due to recessed light point plane; optical attachments as accessories; COB (Chip on Board) technology for maximum efficiency; no multiple shadows; energy-eff. LEDs - very good colour rendering

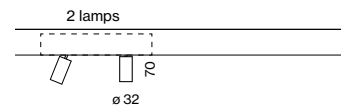
ES Proyector cilíndrico de aluminio; recubierto de polvo; foco puede montarse en el sistema MINO 40 o en el sistema FRAME 40 sin herramientas; con una o dos luces; cabezal de foco giratorio (SASSO 40) o giratorio e inclinable (BO); driver en el adaptador; reflector de alta calidad vaporizado de aluminio con revestimiento de facetas esféricas; característica de emisión precisa con diferentes ángulos de emisión; opcional distribución asimétrica; buen control del deslumbramiento mediante plano de punto de luz retranqueado; los accesorios ópticos como accesorios; con tecnología COB (Chip on Board) para eficiencia máxima; no sombras múltiples; LED energét. efíc. - excelente reprod. crom.

Quickinfo

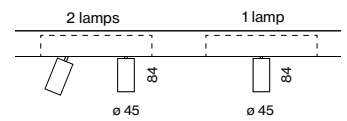
3000K, 4000K
 CRI ≥ 90, 2 SDCM
 BO 32 up to 79lm/W
 BO 45 up to 85lm/W
 SASSO 40 up to 84lm/W
 L80 @ 50000h
 DALI-2

Types

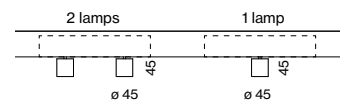
BO 32



BO 45



SASSO 40 wallwasher floor



Colours



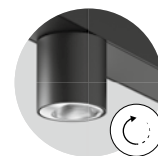
Light distributions



DiiA® standards
 251, 252, 253



snap-in system
 (patent pending)



wallwasher floor
 360° rotatable



wallwasher
 floor

Order options

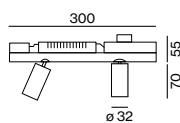
COLOUR TEMPERATURE	
3000K	0
4000K	1

CONTROL	
DALI-2	

MATERIAL COLOUR	
○ traffic white RAL 9016	7
● jet black RAL 9005	8

BEAM ANGLE SPOTLIGHT 32	
spot 18°	S
medium 23°	M
flood 37°	F

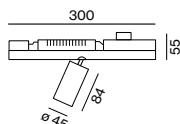
BEAM ANGLE SPOTLIGHT 45	
spot 14°	S
medium 24°	M
flood 39°	F



BO 32



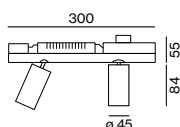
2 LAMPS	SYSTEM POWER	LUMINOUS FLUX	ORDER CODE
	20.6 W	2 × 810 lm	0 4 2 - 0 6 1 0 :: 3 ▣ ▲



BO 45

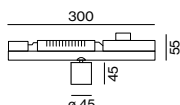


1 LAMP	SYSTEM POWER	LUMINOUS FLUX	ORDER CODE
	15 W	spot 1060 lm	0 4 2 - 0 5 2 0 :: 3 ▣ S
	15.9 W	medium, flood 1340 lm	0 4 2 - 0 5 2 0 :: 3 ▣ ▲

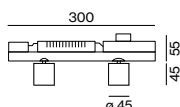


2 LAMPS	SYSTEM POWER	LUMINOUS FLUX	ORDER CODE
	30 W	spot 2 × 1060 lm	0 4 2 - 0 6 2 0 :: 3 ▣ S
	32 W	medium, flood 2 × 1340 lm	0 4 2 - 0 6 2 0 :: 3 ▣ ▲

SASSO 40 wallwasher / floor



1 LAMP	SYSTEM POWER	LUMINOUS FLUX	ORDER CODE
	9 W	659 lm	0 4 2 - 0 5 2 0 :: 3 ▣ W



2 LAMPS	SYSTEM POWER	LUMINOUS FLUX	ORDER CODE
	15.9 W	2 × 659 lm	0 4 2 - 0 6 2 0 :: 3 ▣ W

Optical accessories

HONEYCOMB LOUVER

TYPE	Ø-H (mm)	ORDER CODE
BO 32	30-3	0 0 7 - 1 9 6 5 1 6 8
BO 45	42-3	0 0 7 - 1 9 6 5 1 8 8

OVAL LENS

TYPE	Ø-H (mm)	ORDER CODE
BO 32	30-3	0 0 7 - 1 9 6 5 8 6 0
BO 45	42-3	0 0 7 - 1 9 6 5 8 8 0

SOFT LENS

TYPE	Ø-H (mm)	ORDER CODE
BO 32	30-3	0 0 7 - 1 9 6 5 9 6 0
BO 45	42-3	0 0 7 - 1 9 6 5 9 8 0

WALLWASHER LENS

TYPE	Ø-H (mm)	ORDER CODE
BO 32	30-3	0 0 7 - 1 9 6 5 7 6 0
BO 45	42-3	0 0 7 - 1 9 6 5 7 8 0

LUMINOUS FLUX value calculated for 4000K, CRI ≥ 90, colour white, medium 3000K -5%