



SASSO 60/100 round

semi-recessed

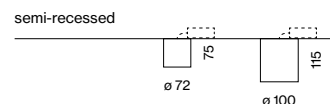
EN Cylindrical semi-recessed spotlight made of aluminium, available in 2 sizes; light inset lacquered; housing powder coated; luminaire housing can be attached to mounting plate without tools by interlock; choice of adj. sym. or asym. radiation characteristic; variants with sym. radiation characteristic: precise due to high quality lens system; variants with asym. radiation characteristic: high-quality reflector with micro-faceted, aluminum-vaporised surface; COB (Chip on Board) technology for maximum efficiency (ADJUSTABLE); no multiple shadows; efficient LEDs with very good colour rendering; external converter for ceiling insertion, for through-wiring suitable

ES Foco cilíndrico de aluminio para el montaje semiempotrado en 2 tamaños; inserto lumin. pintado; carcasa con recubr. de polvo; cuerpo luminoso insertable en la placa de montaje por enclavamiento y sin necesidad de herramienta; proyección sim. o asim. regulable; variantes de radiación sim.: precisa con óptica lente alta calidad; variantes de radiación asim.: reflector de alta calidad con superficie microfacetada metaliz. con aluminio; Chip on Board que proporciona una máxima eficiencia (ADJUSTABLE); no sombras múltiples; LEDS de eficiencia que proporcionan una alta reproducción cromática; convertidor externo para inserción en el techo, adecuado para cableado pasante

Quickinfo

2700 K, 3000 K, 3500 K, 4000 K,
CRI \geq 90, 2 SDCM
SASSO 60 up to 116 lm/W
SASSO 100 up to 117 lm/W
L80 @ 50 000 h
non DIM, DALI-2

Types



Housing colours



Inset colours



Light distributions

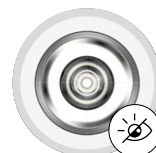
SASSO 60



SASSO 100




wall washer and
ww floor inset



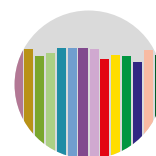
glare control
(UGR \leq 16)



easy mounting;
no visible screws



CWD
1800–3000 K



CRI \geq 95
2 SDCM

Order options

COLOUR TEMPERATURE

2700 K	9
3000 K	0
3500 K*	2
4000 K	1

*only for SASSO 60

HOUSING COLOUR

○ traffic white RAL 9016	7
● jet black RAL 9005	1

INSET COLOUR

○ traffic white RAL 9016 (UGR _{≤22})	7
● matt silver (UGR _{≤19})	4
● jet black RAL 9005 (UGR _{≤16})	1
● gold dust RAL 260-M (UGR _{≤19})	9

BEAM ANGLE

SASSO 60

spot 11°	S
medium 21°	M
flood 42°	F
wide flood 54°	W

BEAM ANGLE

SASSO 100

spot 19°	S
medium 34°	M
flood 45°	F
wide flood 65°	W

Options on request

COLOUR RENDERING INDEX

CRI ≥ 95, 2 SDCM

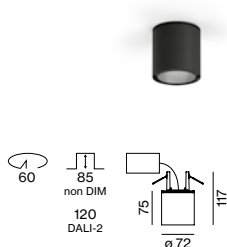
COLOUR TEMPERATURE

CWD 1800–3000 K

not for WW & WWF version

CONTROL

Casambi



SASSO 60 round semi-recessed



ADJUSTABLE

INSET POWER	LUMINOUS FLUX	ORDER CODE
8.7 W 36 Vf 250 mA	873 lm	048-3101:1



WALLWASHER

INSET POWER	LUMINOUS FLUX	ORDER CODE
8.2 W 27 Vf 300 mA	635 lm	048-3701:1

WALLWASHER/FLOOR

INSET POWER	LUMINOUS FLUX	ORDER CODE
8.2 W 27 Vf 300 mA	633 lm	048-3701:1

SASSO 100 round semi-recessed



ADJUSTABLE

INSET POWER	LUMINOUS FLUX	ORDER CODE
17.2 W 36 Vf 500 mA	1850 lm*	048-3401:1

*reflector white flood

Electrical accessories

POWER SUPPLY 220-240 V AC, 50-60 Hz, PC II

TYPE	EFFICIENCY	L-W-H (mm)	ORDER CODE
250 mA non DIM	η 85 %	65-39-20	002-90742
250 mA DALI-2	η 85 %	143-43-30	002-90746
300 mA non DIM	η 85 %	85-40-22	002-90771
300 mA DALI-2	η 88 %	143-43-30	002-90762
500 mA non DIM	η 88 %	143-43-30	002-90777
500 mA DALI-2	η 88 %	143-43-30	002-90779

THROUGH WIRING CONNECTION BOX for SASSO 100

TYPE	L-W-H (mm)	ORDER CODE
non DIM cable ø 4–12 mm	105-58-30	005-2531110
DALI cable ø 4–12 mm	105-58-30	005-2551110

DIN RAIL COMPONENTS

TYPE	W-H-D (mm)	ORDER CODE
POWER SUPPLY 220-240 V AC	72-90-63	005-6520210
160 W 48 V DC constant voltage		
LED DRIVER DALI-2 DT6 1–2 addr.	36-88-59	005-6121030
200–1050 mA settable const. current		
2 × 42 W 48 V DC U _{OUT} 10–40 V		

for more details and components see page 981

INSET POWER is the current consumption excluding any ballast

LUMINOUS FLUX value calculated for 3000 K, CRI ≥ 90, colour white, flood 2700 K -4%, 4000 K +6%