

LINEA system

wall

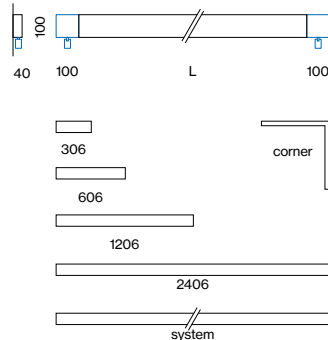
EN Luminaire housing and front cover from extruded aluminium profile, angular version; no visible screws; designed for continuous lighting systems, 90° angle connectors for flexible system design; surface powder coated; suitable for wall mounting; homogeneous wall or ceiling illumination through uniform direct/indirect light distribution; HPO (High Performance Opal) cover for uniform illumination; or with specially computed, asymmetrical lens for homogeneous lighting intensity (installation optionally for floor or ceiling illumination); energy-efficient LEDs with very good colour rendering; optionally JUST 26 spotlight module can be installed

ES Cuerpo de lámpara y cubierta frontal de perfil extrusionado de aluminio, versión poligonal; sin tornillos visibles; diseñado para sistemas de iluminación continuos, conectores angulares de 90° para el montaje flexible del sistema; superficie con recubrimiento de pintura en polvo; apropiada para montaje pared; iluminación homogénea de la pared o bien del techo mediante distribución uniforme directa/indirecta de la luz; difusor opal de alta calidad que proporciona una iluminación uniforme; o con lente asimétrica de cálculo especial para intensidades luminosas homogéneas (montaje para la iluminación del suelo o del techo); LEDS de alta eficiencia que proporcionan una alta reproducción cromática; compatible con inserto de foco JUST 26

Quickinfo

3000 K, 4000 K, TW
 CRI ≥ 90, 3 SDCM
 up to 120 lm/W
 up to 3670 lm/m
 L85@50 000 h
 non DIM, DALI-2

Types



Colours



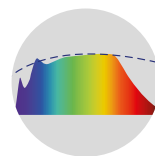
Light distributions



asym./opal/ opal/
 opal opal spot



single luminaire
 (p. 634)



CRI ≥ 98
 XPECTRUM

Order options

COLOUR TEMPERATURE

3000K	5
4000K	6
tunable white 2700-5000K*	D

*available from L 1206 mm | DALI-2 DT8

CONTROL

non DIM	1
DALI-2	3

MATERIAL COLOUR

○ pure white RAL 9010	7
● jet black RAL 9005	8

SPOTLIGHT ALIGNMENT

left	B
right	C

spotlight(s) only with 3000K

Options on request

COLOUR RENDERING INDEX

CRI ≥ 98 XPECTRUM

COLOUR TEMPERATURE

2700K

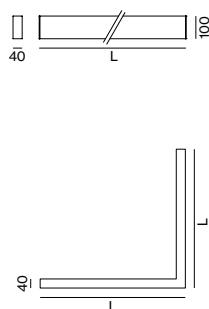
MATERIAL COLOUR

special colours

LINEA system wall



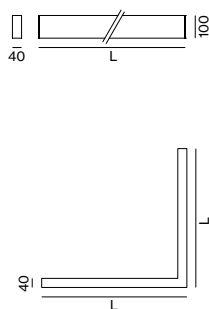
↓ OPAL HIGH PERFORMANCE / ↑ OPAL HIGH PERFORMANCE



SYS. POWER	LUMINOUS FLUX	L (mm)	ORDER CODE
9.7 W	↓ 428 / ↑ 428 lm	306	058-61411::↓↑AH
17.6 W	↓ 881 / ↑ 881 lm	606	058-6142::↓↑AH
35 W	↓ 1760 / ↑ 1760 lm	1206	058-6144::↓↑AH
42 W TW	↓ 2020 / ↑ 2020 lm		
70 W	↓ 3490 / ↑ 3520 lm	2406	058-6148::↓↑AH
83 W TW	↓ 4030 / ↑ 4030 lm		
35 W	↓ 1760 / ↑ 1760 lm	633x633	058-61111::↓↑AH
42 W TW	↓ 2020 / ↑ 2020 lm	inner corner	
35 W	↓ 1760 / ↑ 1760 lm	637x637	058-6112::↓↑AH
42 W TW	↓ 2020 / ↑ 2020 lm	outer corner	



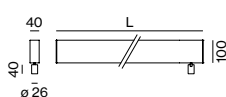
↓ OPAL HIGH PERFORMANCE / ↑ ASYMMETRIC



SYS. POWER	LUMINOUS FLUX	L (mm)	ORDER CODE
9.7 W	↓ 428 / ↑ 509 lm	306	058-61411::↓↑AA
17.6 W	↓ 881 / ↑ 1050 lm	606	058-6142::↓↑AA
35 W	↓ 1760 / ↑ 2090 lm	1206	058-6144::↓↑AA
42 W TW	↓ 2020 / ↑ 2400 lm		
70 W	↓ 3490 / ↑ 4190 lm	2406	058-6148::↓↑AA
83 W TW	↓ 4030 / ↑ 4790 lm		
35 W	↓ 1760 / ↑ 2090 lm	633x633	058-61111::↓↑AA
42 W TW	↓ 2020 / ↑ 2400 lm	inner corner	
35 W	↓ 1760 / ↑ 2090 lm	637x637	058-6112::↓↑AA
42 W TW	↓ 2020 / ↑ 2400 lm	outer corner	



↓↑ OPAL HIGH PERFORMANCE / 1 SPOTLIGHT



SYSTEM POWER	LUMINOUS FLUX	L (mm)	ORDER CODE
17.6 W / 1 × 2,6 W	↓↑ 1762 / 1 × 159 lm	706	058-6142::↓↑AH
35 W / 1 × 2,6 W	↓↑ 3520 / 1 × 159 lm	1306	058-6144::↓↑AH
42 W TW / 1 × 2,6 W	↓↑ 4040 / 1 × 159 lm		
70 W / 1 × 2,6 W	↓↑ 6980 / 1 × 159 lm	2506	058-6148::↓↑AH
83 W TW / 1 × 2,6 W	↓↑ 8060 / 1 × 159 lm		

spotlight alignment left or right

Accessories

END CAPS

TYPE	ORDER CODE
end caps (pair)	050-254010

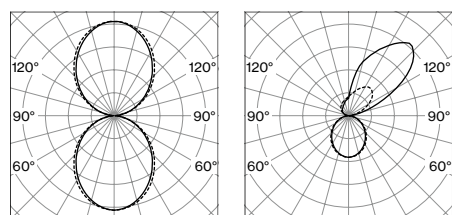
CONNECTOR

TYPE	ORDER CODE
linear connector (1 piece)	050-2551100
linear connector (10 pieces)	050-2551100.10

THROUGH WIRE

TYPE	ORDER CODE
3 × 1.5 mm ² (non DIM, 10 pieces)	004-90003
5 × 1.5 mm ² (DALI-2, 10 pieces)	004-90005

Light distributions



↓ opal high performance
↑ opal high performance

↓ opal high performance
↑ asymmetric

LUMINOUS FLUX value calculated for
3000K, CRI ≥ 90, colour white, 4000K +10%