



TUBO 100

surface / suspended

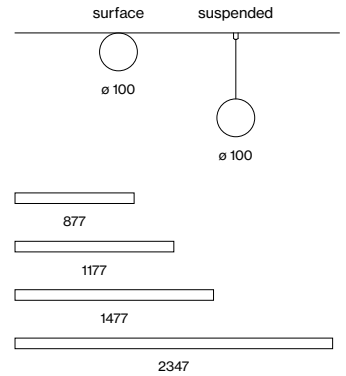
EN Supporting profile in extruded aluminium; end cap in aluminium, no visible screws; powder coated; suitable for wall or ceiling mounting (TUBO 100 surface); surface mounted or suspended luminaire with cable suspension; height adjustment without tools; spring clip attachment to the luminaire; freely positionable; with transparent feeder cable; luminaire profile for mounting available in advance; remaining components mounted without tools; light inset consisting of highly reflective coated extruded profile for improved thermal management; cylindrical cover made of satinised PMMA for homogeneous illumination; with 340° light emission and light ceiling illumination; energy-eff. LEDs – very good colour rendering

ES Perfil soporte fabricado en aluminio; tapas finales de aluminio sin tornillos visibles; recubierto de polvo; apropiada para montaje en techo y paredes (TUBO 100 surface); lámpara superpuesta o lámpara colgante con cable; altura regulable sin herramientas; fijación en las lámparas por medio de enganches elásticos; ajustable de una manera sencilla; incl. cable de alimentación transparente; Perfil disponible para pre-montaje; los demás componentes se pueden montar sin herramientas; elemento de luz formado por perfil extruido con acabado altamente reflectante para una gestión térmica mejorada; cubierta cilíndrica de PMMA satinada para iluminación homogénea; con 340° de emisión e iluminación de techo; LED energét. efíc. – excelente reprod. crom.

Quickinfo

3000K, 4000K
CRI ≥ 80, 3 SDCM
up to 138lm/W
L90 @ 50000h
non DIM, DALI-2
opal

Types




Colour



Light distributions



system
solution (p. 954)



uniform
illumination

Order options

COLOUR TEMPERATURE

3000K	5
4000K	6

CONTROL

non DIM	1
DALI-2	3

MATERIAL COLOUR

pure white RAL 9010

LIGHT OPTIC COVER

opal

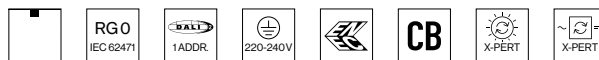
Options on request

CONTROL

Casambi

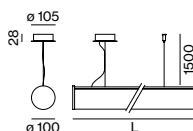


TUBO 100 surface

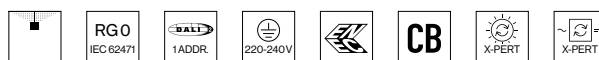


LUMINAIRE

SYS. POWER	COLOUR TEMP.	LUM. FLUX	L (mm)	ORDER CODE
27.5 W	3000K	3580lm	877	0 5 8 - 1 1 3 3 :: 7 0
	4000K	3790lm		
37 W	3000K	4770lm	1177	0 5 8 - 1 1 3 4 :: 7 0
	4000K	5050lm		
46 W	3000K	5960lm	1477	0 5 8 - 1 1 3 5 :: 7 0
	4000K	6310lm		
73 W	3000K	9540lm	2347	0 5 8 - 1 1 3 8 :: 7 0
	4000K	10100lm		



TUBO 100 suspended



LUMINAIRE

SYS. POWER	COLOUR TEMP.	LUM. FLUX	L (mm)	ORDER CODE
27.5 W	3000K	3580lm	877	0 5 8 - 1 2 3 3 :: 7 0
	4000K	3790lm		
37 W	3000K	4770lm	1177	0 5 8 - 1 2 3 4 :: 7 0
	4000K	5050lm		
46 W	3000K	5960lm	1477	0 5 8 - 1 2 3 5 :: 7 0
	4000K	6310lm		
73 W	3000K	9540lm	2347	0 5 8 - 1 2 3 8 :: 7 0
	4000K	10100lm		