

# SASSO 60 round downlight

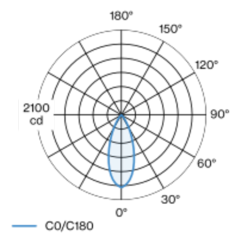
## trim soft acoustic ceiling

048-2602111F 048-2696397 002-90771

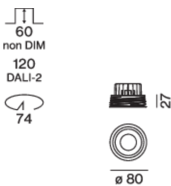


Round recessed spotlight in die-cast aluminium; 1 lamp; surface black; installation without tools in mounting set due to patented ball catch system; round installation housing; with trim signal white for acoustic ceilings; for installation in soft acoustic ceilings; suitable for ceiling thickness of 25-40 mm; passive cooling of the LEDs through improved heat sink geometry; with COB (Chip on Board) technology for maximum efficiency; no appearance of multiple shadows; light colour 4000 K; binning initial MacAdam  $\leq 2$  SDCM; CRI  $\geq 90$ ; min. 80% of luminous flux after 50000 operating hours; energy efficient LEDs with high CRI; incl. high quality lens system; precise radiation characteristic with 40° beam; UGR  $\leq 19$ ; VDU compatible workplace luminaire according to DIN EN 12464-1; luminance above 65°  $\leq 1500$  cd/m<sup>2</sup>; degree of protection from below IP44 (from above IP20); PC2; 220-240 V; incl. converter, non dimmable; light source replaceable by an authorized professional; control gear replaceable by an authorized professional;

### Light distribution




### Product drawing



Project / Type

Notes

Count / Date



### General

Ceiling , Recessed

rotation 360°

black , RAL 9005 <sup>1</sup>

Mounting set signal white for acoustic ceilings

front IP44 , back IP20

928 lm

fixture 87 lm/W<sup>2</sup>

### LED

4000 K

CRI  $\geq 90$

L80 / 50000 h

initial MacAdam  $\leq 2$  SDCM

R<sub>g</sub>: 98 , R<sub>r</sub>: 90 , R<sub>t(1-5)</sub>: 88

MR 0.8

MDER 0.72

### Optical

flood

beam angle 40°

UGR  $\leq 19$  ,  $\geq 65^\circ < 1500$  cd/m<sup>2</sup>

PstLM  $\leq 1.0$  <sup>3</sup>

SVM  $\leq 0.4$  <sup>3</sup>

### Electrical

non DIM

220-240 V

system 12.5 W

fixture 10.6 W

36 Vf

300 mA

PC2

### Physical

with trim for acoustic ceiling

diameter 80 mm

height 48 mm

0.21 kg

### Cutout

diameter 74 mm

min. ceiling thickness 25 mm

max. ceiling thickness 40 mm

recessed depth 60 mm

<sup>1</sup> RAL code

<sup>2</sup> incl. consideration of optical losses & internal control unit losses

<sup>3</sup> Value of containing product at full load (undimmed)

### Installation instructions



### Lighting calculator

