

# SASSO 60 round downlight

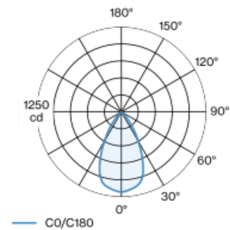
trimless exposed concrete

048-2602111W 048-2695210 002-90771

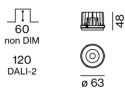


Round recessed spotlight in die-cast aluminium; 1 lamp; surface black; installation without tools in mounting set due to patented ball catch system; concrete housings for exposed concrete ceilings; for trimless installation; passive cooling of the LEDs through improved heat sink geometry; with COB (Chip on Board) technology for maximum efficiency; no appearance of multiple shadows; light colour 4000 K; binning initial MacAdam  $\leq 2$  SDCM; CRI  $\geq 90$ ; min. 80% of luminous flux after 50000 operating hours; energy efficient LEDs with high CRI; incl. high quality lens system; precise radiation characteristic with 56° beam; degree of protection from below IP44 (from above IP20); PC2; 220-240 V; incl. converter, non dimmable; light source replaceable by an authorized professional; control gear replaceable by an authorized professional;

## Light distribution




## Product drawing



Project / Type

Notes

Count / Date



## General

Ceiling , Recessed  
rotation 360°  
black , RAL 9005 <sup>1</sup>  
Mounting set white aluminium  
front IP44 , back IP20  
1010 lm  
fixture 95 lm/W<sup>2</sup>

## LED

4000 K  
CRI  $\geq 90$   
L80 / 50000 h  
initial MacAdam  $\leq 2$  SDCM  
R<sub>g</sub>: 98 , R<sub>r</sub>: 90 , R<sub>t(1-15)</sub>: 88  
MR 0.8  
MDER 0.72

## Optical

wide flood  
beam angle 56°  
PstLM  $\leq 1.0$  <sup>3</sup>  
SVM  $\leq 0.4$  <sup>3</sup>

## Electrical

non DIM  
220-240 V  
system 12.5 W  
fixture 10.6 W  
36 Vf  
300 mA  
PC2

## Physical

trimless for exposed concrete ceiling  
length 230 mm  
width 230 mm  
height 162 mm  
2.35 kg

## Cutout

recessed depth 60 mm

<sup>1</sup> RAL code  
<sup>2</sup> incl. consideration of optical losses & internal control unit losses  
<sup>3</sup> Value of containing product at full load (undimmed)

## Installation instructions



## Lighting calculator



# SASSO 60 round downlight

trimless exposed concrete

048-2602111W 048-2695210 002-90771



Project / Type

Notes

Count / Date

## Maintenance Factors

| Operating Time [h] | 10 000                       | 20 000 | 30 000  | 40 000 | 50 000 |
|--------------------|------------------------------|--------|---|--------|--------|
| LLMF               | 0.964                        | 0.923  | 0.884   | 0.847  | 0.811  |
| LSF                | 1                            | 1      | 1   | 1      | 1      |
| MF                 | LMF × RSMF × LLMF × LSF      |        | RSMF <sup>a</sup> Room Surface Maintenance Factor |        |        |
| MF                 | Maintenance Factor           |        | LLMF Lamp Lumens Maintenance Factor               |        |        |
| LMF <sup>a</sup>   | Luminaire Maintenance Factor |        | LSF Lamp Survival Faktor                          |        |        |

<sup>a</sup> According to "CIE 97, Maintenance of indoor electric lighting systems", 2005, ISBN 3-900-734-34-8. The values must be determined by the planner.

## Circuit Breaker Types

| Automatic Circuit Breaker Type | Number of Fixtures |
|--------------------------------|--------------------|
| B10                            | 43                 |
| B13                            | 55                 |
| B16                            | 68                 |
| B20                            | 85                 |
| C10                            | 72                 |
| C13                            | 94                 |
| C16                            | 116                |
| C20                            | 145                |

## Components

### EXPOSED CONCRETE MOUNTING HOUSING

| COLOUR          | L-W-H (MM)  | ARTICLE NUMBER(S) |
|-----------------|-------------|-------------------|
| white aluminium | 230-230-162 | 048-2695210       |



### POWER SUPPLY

| TYPE | L-W-H (MM) | ARTICLE NUMBER(S) |
|------|------------|-------------------|
| 13 W | 85-40-22   | 002-90771         |



## Optional electrical accessories

### DIN RAIL LED DRIVER

| TYPE                           | L-W-H (MM) | ARTICLE NUMBER(S) |
|--------------------------------|------------|-------------------|
| DALI-2   200-1050 mA   2 x 42W | 36-88-59   | 005-6121030       |



### DIN RAIL POWER SUPPLY

| TYPE  | L-W-H (MM) | ARTICLE NUMBER(S) |
|-------|------------|-------------------|
| 160 W | 72-90-63   | 005-6520210       |



## Optional electrical accessories

### POWER SUPPLY PREWIRED

| TYPE                        | ARTICLE NUMBER(S) |
|-----------------------------|-------------------|
| with junktion box   DALI-2  | 002-90790A        |
| with junktion box   DALI-2  | 002-90748A        |
| with junktion box   non DIM | 002-90771A        |
| with junktion box   non DIM | 002-90742A        |



[048-2602111W 048-2695210 002-90771] The technical data represent rated values for an ambient temperature of 25°C. The data values for the luminous flux are initially subject to a tolerance of +/- 10%, those for the electrical connected load are initially subject to a tolerance of +/- 10%, and those for the colour temperature are initially subject to a tolerance of +/- 150 K. No liability is assumed for typographical or printing errors. The general terms and conditions of XAL GmbH apply.  
© XAL GmbH · Auer-Welsbach-Gasse 36 · 8055 Graz · Austria · www.xal.com

20.04.2025

# SASSO 60 round downlight

trimless exposed concrete

048-2602111W 048-2695210 002-90771



Project / Type

Notes

Count / Date

## Optional electrical accessories

### POWER SUPPLY

| TYPE                       | L-W-H (MM) | ARTICLE NUMBER(S) |
|----------------------------|------------|-------------------|
| with loop through function | 185-30-21  | 002-90770         |
| with loop through function | 185-30-21  | 002-90747         |

