

# SASSO 60 round downlight trimless soft acoustic ceiling

048-2602919W 048-2696198 002-90771





Project / Type \_\_\_\_\_

Notes \_\_\_\_\_

Count / Date \_\_\_\_\_



**General**

Ceiling , Recessed \_\_\_\_\_

rotation 360° \_\_\_\_\_

gold , RAL 260-M <sup>1</sup> \_\_\_\_\_

Mounting set traffic black for acoustic ceilings \_\_\_\_\_

front IP44 , back IP20 \_\_\_\_\_

980 lm \_\_\_\_\_

fixture 92 lm/W<sup>2</sup> \_\_\_\_\_

**LED**

2700 K \_\_\_\_\_

CRI ≥ 90 \_\_\_\_\_

L80 / 50000 h \_\_\_\_\_

initial MacAdam ≤ 2 SDCM \_\_\_\_\_

R<sub>g</sub>: 97 , R<sub>r</sub>: 91 , R<sub>(1-15)</sub>: 87 \_\_\_\_\_

MR 0.52 \_\_\_\_\_

MDER 0.47 \_\_\_\_\_

**Optical**

wide flood \_\_\_\_\_

beam angle 56° \_\_\_\_\_

PstLM ≤ 1.0 <sup>3</sup> \_\_\_\_\_

SVM ≤ 0.4 <sup>3</sup> \_\_\_\_\_

**Electrical**

non DIM \_\_\_\_\_

220-240 V \_\_\_\_\_

system 12.5 W \_\_\_\_\_

fixture 10.6 W \_\_\_\_\_

36 Vf \_\_\_\_\_

300 mA \_\_\_\_\_

PC2 \_\_\_\_\_

**Physical**

trimless for acoustic ceiling \_\_\_\_\_

diameter 80 mm \_\_\_\_\_

height 48 mm \_\_\_\_\_

0.22 kg \_\_\_\_\_

**Cutout**

diameter 74 mm \_\_\_\_\_

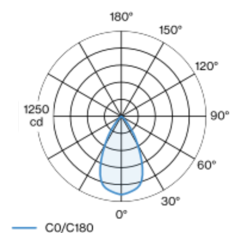
min. ceiling thickness 25 mm \_\_\_\_\_

max. ceiling thickness 40 mm \_\_\_\_\_

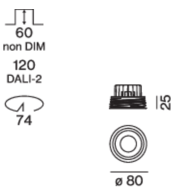
recessed depth 60 mm \_\_\_\_\_

Round recessed spotlight in die-cast aluminium; 1 lamp; surface gold; installation without tools in mounting set due to patented ball catch system; round installation housing; traffic black for acoustic ceilings; for trimless installation in soft acoustic ceilings; suitable for ceiling thickness of 25-40 mm; passive cooling of the LEDs through improved heat sink geometry; with COB (Chip on Board) technology for maximum efficiency; no appearance of multiple shadows; light colour 2700 K; binning initial MacAdam ≤ 2 SDCM; CRI ≥ 90; min. 80% of luminous flux after 50000 operating hours; energy efficient LEDs with high CRI; incl. high quality lens system; precise radiation characteristic with 56° beam; degree of protection from below IP44 (from above IP20); PC2; 220-240 V; incl. converter, non dimmable; light source replaceable by an authorized professional; control gear replaceable by an authorized professional;

## Light distribution



## Product drawing



<sup>1</sup> RAL code  
<sup>2</sup> incl. consideration of optical losses & internal control unit losses  
<sup>3</sup> Value of containing product at full load (undimmed)

## Installation instructions



## Lighting calculator

