

# SASSO 60 round adjustable

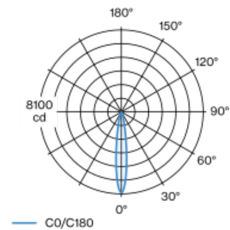
trimless exposed concrete

048-2622014S 048-2695210 002-90771

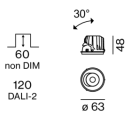


Round recessed spotlight in die-cast aluminium; 1 lamp; surface matt silver; 360° rotatable and 30° tiltable; installation without tools in mounting set due to patented ball catch system; concrete housings for exposed concrete ceilings; for trimless installation; passive cooling of the LEDs through improved heat sink geometry; with COB (Chip on Board) technology for maximum efficiency; no appearance of multiple shadows; light colour 3000 K; binning initial MacAdam  $\leq 2$  SDCM; CRI  $\geq 90$ ; energy efficient LEDs with high CRI; incl. high quality lens system; precise radiation characteristic with 15° beam; UGR  $\leq 13$ ; degree of protection from below IP40 (from above IP20); PC2; 220-240 V; incl. converter, non dimmable; light source replaceable by an authorized professional; control gear replaceable by an authorized professional;


## Light distribution



## Product drawing



Project / Type	
Notes	
Count / Date	



## General

Ceiling , Recessed
tilt max 30°
rotation 360°
matt silver
Mounting set white aluminium
front IP40 , back IP20
898 lm
fixture 83 lm/W <sup>1</sup>

## LED

3000 K
CRI $\geq 90$
initial MacAdam $\leq 2$ SDCM
R <sub>g</sub> : 99 , R <sub>r</sub> : 90 , R <sub>t(1-5)</sub> : 87
MR 0.6
MDER 0.54

## Optical

spot
beam angle 15°
UGR $\leq 13$
PstLM $\leq 1.0$ <sup>2</sup>
SVM $\leq 0.4$ <sup>2</sup>

## Electrical

non DIM
220-240 V
system 12.8 W
fixture 10.9 W
36 Vf
300 mA
PC2

## Physical

trimless for exposed concrete ceiling
length 230 mm
width 230 mm
height 162 mm
2.35 kg

## Cutout

recessed depth 60 mm
----------------------

<sup>1</sup> incl. consideration of optical losses & internal control unit losses  
<sup>2</sup> Value of containing product at full load (undimmed)

## Installation instructions



## Lighting calculator



# SASSO 60 round adjustable

trimless exposed concrete

048-2622014S 048-2695210 002-90771



Project / Type

Notes

Count / Date

## Circuit Breaker Types

Automatic Circuit Breaker Type	Number of Fixtures
B10	43
B13	55
B16	68
B20	85
C10	72
C13	94
C16	116
C20	145

## Components

### EXPOSED CONCRETE MOUNTING HOUSING

COLOUR	L·W·H (MM)	ARTICLE NUMBER(S)
white aluminium	230-230-162	048-2695210



### POWER SUPPLY

TYPE	L·W·H (MM)	ARTICLE NUMBER(S)
13 W	85-40-22	002-90771



## Optional electrical accessories

### DIN RAIL LED DRIVER

TYPE	L·W·H (MM)	ARTICLE NUMBER(S)
DALI-2   200-1050 mA   2 x 42W	36-88-59	005-6121030



### DIN RAIL POWER SUPPLY

TYPE	L·W·H (MM)	ARTICLE NUMBER(S)
160 W	72-90-63	005-6520210



## Optional electrical accessories

### POWER SUPPLY PREWIRED

TYPE	ARTICLE NUMBER(S)
with junktion box   DALI-2	002-90790A
with junktion box   DALI-2	002-90748A
with junktion box   non DIM	002-90771A
with junktion box   non DIM	002-90742A



# SASSO 60 round adjustable

trimless exposed concrete

048-2622014S 048-2695210 002-90771



Project / Type

Notes

Count / Date

## Optional electrical accessories

### POWER SUPPLY

TYPE	L-W-H (MM)	ARTICLE NUMBER(S)
with loop through function	185-30-21	002-90770
with loop through function	185-30-21	002-90747

