

# SASSO 60 round wallwasher/floor

trim 2 lamps


048-2641119W 048-2698317 002-90742



Project / Type

Notes

Count / Date



### General

Ceiling , Recessed

rotation 360°

gold , RAL 260-M <sup>1</sup>

Mounting set traffic white

IP20

2160 lm

fixture 121 lm/W<sup>2</sup>

### LED

4000 K

CRI ≥ 90

L85 / 50000 h

initial MacAdam ≤ 3 SDCM

R<sub>g</sub>: 99 , R<sub>r</sub>: 92 , R<sub>(1-15)</sub>: 90

MR 0.81

MDER 0.74

### Optical

wallwasher floor

PstLM ≤ 1.0 <sup>3</sup>

SVM ≤ 0.4 <sup>3</sup>

### Electrical

non DIM

220-240 V

system 20.8 W

fixture 8.9 W

36 Vf

250 mA

fixture 17.7 W

PC2

### Physical

trim

length 147 mm

width 80 mm

height 48 mm

0.16 kg

### Cutout

diameter 70 mm

length 70 mm

width 136 mm

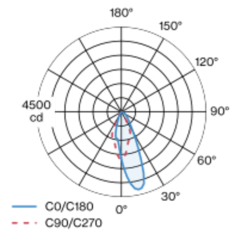
min. ceiling thickness 2 mm

max. ceiling thickness 25 mm

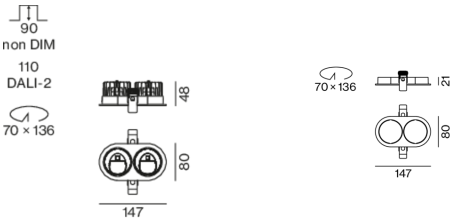
recessed depth 90 mm

Round recessed spotlight in die-cast aluminium; 2 lamps; surface gold; 360° rotatable; installation without tools in mounting set due to patented ball catch system; oval installation housing; with trim traffic white; suitable for ceiling thickness of 2-25 mm; passive cooling of the LEDs through improved heat sink geometry; no multiple shadows; light colour 4000 K; binning initial MacAdam ≤ 3 SDCM; CRI ≥ 90; min. 85% of luminous flux after 50000 operating hours; energy efficient LEDs with high CRI; with specially computed, asymmetrical reflector for homogeneous lighting intensity; high quality reflector with micro-faceted, aluminum-vaporised surface; PC2; 220-240 V; incl. converter, non dimmable; light source replaceable by an authorized professional; control gear replaceable by an authorized professional;

### Light distribution



### Product drawing



# SASSO 60 round wallwasher/floor

trim 2 lamps

048-2641119W 048-2698317 002-90742



Project / Type

Notes

Count / Date

Installation  
instructions



Lighting  
calculator



# SASSO 60 round wallwasher/floor

trim 2 lamps  
048-2641119W 048-2698317 002-90742



Project / Type

Notes

Count / Date

## Maintenance Factors

Operating Time [h]	10 000	20 000	30 000	40 000	50 000
LLMF	0.982	0.954	0.926	0.899	0.873
LSF	1	1	1	1	1
MF	LMF × RSMF × LLMF × LSF		RSMF <sup>a</sup> Room Surface Maintenance Factor		
MF	Maintenance Factor		LLMF Lamp Lumens Maintenance Factor		
LMF <sup>a</sup>	Luminaire Maintenance Factor		LSF Lamp Survival Faktor		

<sup>a</sup> According to "CIE 97, Maintenance of indoor electric lighting systems", 2005, ISBN 3-900-734-34-8. The values must be determined by the planner.

## Circuit Breaker Types

Automatic Circuit Breaker Type	Number of Fixtures
B10	57
B13	75
B16	92
B20	115
C10	57
C13	75
C16	92
C20	115

## Components

### MOUNTING SET with trim 2 lamps

TYPE	COLOUR	L-W-H (MM)	ARTICLE NUMBER(S)
for intermediate ceilings	traffic white	147-80-21	048-2698317



### POWER SUPPLY

TYPE	L-W-H (MM)	ARTICLE NUMBER(S)
10 W	65-39-20	002-90742



## Optional electrical accessories

### DIN RAIL LED DRIVER

TYPE	L-W-H (MM)	ARTICLE NUMBER(S)
DALI-2   200-1050 mA   2 x 42W	36-88-59	005-6121030



### DIN RAIL POWER SUPPLY

TYPE	L-W-H (MM)	ARTICLE NUMBER(S)
160 W	72-90-63	005-6520210



## Optional electrical accessories

### POWER SUPPLY PREWIRED

TYPE	ARTICLE NUMBER(S)
with junktion box   DALI-2	002-90790A
with junktion box   DALI-2	002-90748A
with junktion box   non DIM	002-90771A
with junktion box   non DIM	002-90742A



# SASSO 60 round wallwasher/floor

trim 2 lamps

048-2641119W 048-2698317 002-90742



Project / Type

Notes

Count / Date

## Optional electrical accessories

### POWER SUPPLY

TYPE	L-W-H (MM)	ARTICLE NUMBER(S)
with loop through function	185-30-21	002-90770
with loop through function	185-30-21	002-90747

