

SASSO 60 round wallwasher/floor trim soft acoustic ceiling


048-2641919W 048-2696398 002-90742



Project / Type

Notes

Count / Date



General
Ceiling , Recessed
rotation 360°
gold , RAL 260-M ¹
Mounting set traffic black for acoustic ceilings
IP20
992 lm
fixture 112 lm/W ²

LED
2700 K
CRI ≥ 90
L85 / 50000 h
initial MacAdam ≤ 3 SDCM
R _g : 101 , R _r : 90 , R _{t(1-5)} : 88
MR 0.51
MDER 0.46

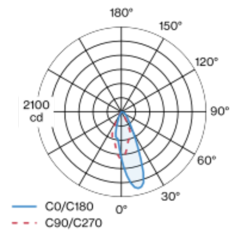
Optical
wallwasher floor
PstLM ≤ 1.0 ³
SVM ≤ 0.4 ³

Electrical
non DIM
220-240 V
system 10.4 W
fixture 8.9 W
36 Vf
250 mA
PC2

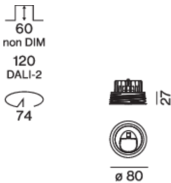
Physical
with trim for acoustic ceiling
diameter 80 mm
height 48 mm
0.2 kg

Cutout
diameter 74 mm
min. ceiling thickness 25 mm
max. ceiling thickness 40 mm
recessed depth 60 mm

Light distribution



Product drawing



¹ RAL code
² incl. consideration of optical losses & internal control unit losses
³ Value of containing product at full load (undimmed)

Installation instructions



Lighting calculator



SASSO 60 round wallwasher/floor trim soft acoustic ceiling

048-2641919W 048-2696398 002-90742



Project / Type

Notes

Count / Date

Maintenance Factors

Operating Time [h]	10 000	20 000	30 000	40 000	50 000
LLMF	0.982	0.954	0.926	0.899	0.873
LSF	1	1	1	1	1
MF	LMF × RSMF × LLMF × LSF		RSMF ^a	Room Surface Maintenance Factor	
MF	Maintenance Factor		LLMF	Lamp Lumens Maintenance Factor	
LMF ^a	Luminaire Maintenance Factor		LSF	Lamp Survival Faktor	

^a According to "CIE 97, Maintenance of indoor electric lighting systems", 2005, ISBN 3-900-734-34-8. The values must be determined by the planner.

Circuit Breaker Types

Automatic Circuit Breaker Type	Number of Fixtures
B10	57
B13	75
B16	92
B20	115
C10	57
C13	75
C16	92
C20	115

Components

MOUNTING SET trim for soft acoustic ceilings

COLOUR	Ø (MM)	ARTICLE NUMBER(S)
traffic black for acoustic ceilings	80	048-2696398



POWER SUPPLY

TYPE	L·W·H (MM)	ARTICLE NUMBER(S)
10 W	65-39-20	002-90742



Mounting accessories

MOUNTING TOOL

COLOUR	L·W·H (MM)	ARTICLE NUMBER(S)
traffic black	77-77-35	048-2695918



Optional electrical accessories

DIN RAIL LED DRIVER

TYPE	L·W·H (MM)	ARTICLE NUMBER(S)
DALI-2 200-1050 mA 2 x 42W	36-88-59	005-6121030



DIN RAIL POWER SUPPLY

TYPE	L·W·H (MM)	ARTICLE NUMBER(S)
160 W	72-90-63	005-6520210



SASSO 60 round
wallwasher/floor trim soft
acoustic ceiling

048-2641919W 048-2696398 002-90742



Project / Type

Notes

Count / Date

Optional electrical accessories

POWER SUPPLY PREWIRED

TYPE	ARTICLE NUMBER(S)
with junktion box DALI-2	002-90790A
with junktion box DALI-2	002-90748A
with junktion box non DIM	002-90771A
with junktion box non DIM	002-90742A

Optional electrical accessories

POWER SUPPLY

TYPE	L-W-H (MM)	ARTICLE NUMBER(S)
with loop through function	185-30-21	002-90770
with loop through function	185-30-21	002-90747

