

SASSO 60 round wallwasher


trim 2 lamps
048-2641911A 048-269831G 002-90742



Project / Type

Notes

Count / Date



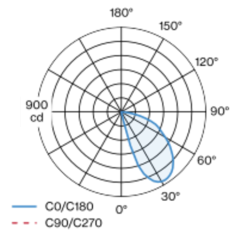
General
Ceiling , Recessed
rotation 360°
black , RAL 9005 ¹
Mounting set white aluminium
IP20
1050 lm
fixture 65 lm/W ²

LED
2700 K
CRI ≥ 90
L90 / 50000 h
initial MacAdam ≤ 3 SDCM
R _g : 101 , R _r : 91 , R _{t(1-5)} : 89
MR 0.56
MDER 0.51

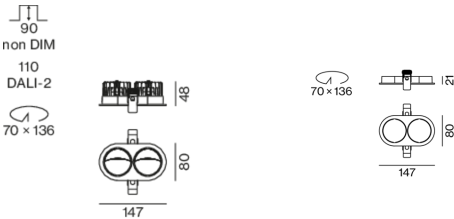
Optical
wallwasher
PstLM ≤ 1.0 ³
SVM ≤ 0.4 ³

Round recessed spotlight in die-cast aluminium; 2 lamps; surface black; 360° rotatable; installation without tools in mounting set due to patented ball catch system; oval installation housing; with trim white aluminium; suitable for ceiling thickness of 2-25 mm; passive cooling of the LEDs through improved heat sink geometry; no multiple shadows; light colour 2700 K; binning initial MacAdam ≤ 3 SDCM; CRI ≥ 90; min. 90% of luminous flux after 50000 operating hours; energy efficient LEDs with high CRI; with specially computed, asymmetrical reflector for homogeneous lighting intensity; high quality reflector with micro-faceted, aluminum-vaporised surface; PC2; 220-240 V; incl. converter, non dimmable; light source replaceable by an authorized professional; control gear replaceable by an authorized professional;

Light distribution



Product drawing



Electrical
non DIM
220-240 V
system 19.0 W
fixture 8.1 W
36 Vf
250 mA
fixture 16.2 W
PC2

Physical
trim
length 147 mm
width 80 mm
height 48 mm
0.16 kg

Cutout
diameter 70 mm
length 70 mm
width 136 mm
min. ceiling thickness 2 mm
max. ceiling thickness 25 mm
recessed depth 90 mm

¹ RAL code
² incl. consideration of optical losses & internal control unit losses
³ Value of containing product at full load (undimmed)



SASSO 60 round wallwasher

trim 2 lamps

048-2641911A 048-269831G 002-90742



Project / Type

Notes

Count / Date

Installation
instructions



Lighting
calculator



SASSO 60 round wallwasher

trim 2 lamps

048-2641911A 048-269831G 002-90742



Project / Type

Notes

Count / Date

Maintenance Factors

Operating Time [h]	10 000	20 000	30 000	40 000	50 000
LLMF	0.96	0.95	0.94	0.93	0.92
LSF	1	1	1	1	1
MF	LMF × RSMF × LLMF × LSF		RSMF ^a Room Surface Maintenance Factor		
MF	Maintenance Factor		LLMF Lamp Lumens Maintenance Factor		
LMF ^a	Luminaire Maintenance Factor		LSF Lamp Survival Faktor		

^a According to "CIE 97, Maintenance of indoor electric lighting systems", 2005, ISBN 3-900-734-34-8. The values must be determined by the planner.

Circuit Breaker Types

Automatic Circuit Breaker Type	Number of Fixtures
B10	57
B13	75
B16	92
B20	115
C10	57
C13	75
C16	92
C20	115

Components

MOUNTING SET with trim 2 lamps

TYPE	COLOUR	L-W-H (MM)	ARTICLE NUMBER(S)
for intermediate ceilings	white aluminium	147-80-21	048-269831G



POWER SUPPLY

TYPE	L-W-H (MM)	ARTICLE NUMBER(S)
10 W	65-39-20	002-90742



Optional electrical accessories

DIN RAIL LED DRIVER

TYPE	L-W-H (MM)	ARTICLE NUMBER(S)
DALI-2 200-1050 mA 2 x 42W	36-88-59	005-6121030



DIN RAIL POWER SUPPLY

TYPE	L-W-H (MM)	ARTICLE NUMBER(S)
160 W	72-90-63	005-6520210



Optional electrical accessories

POWER SUPPLY PREWIRED

TYPE	ARTICLE NUMBER(S)
with junktion box DALI-2	002-90790A
with junktion box DALI-2	002-90748A
with junktion box non DIM	002-90771A
with junktion box non DIM	002-90742A



SASSO 60 round wallwasher

trim 2 lamps

048-2641911A 048-269831G 002-90742



Project / Type

Notes

Count / Date

Optional electrical accessories

POWER SUPPLY

TYPE	L-W-H (MM)	ARTICLE NUMBER(S)
with loop through function	185-30-21	002-90770
with loop through function	185-30-21	002-90747

