

SASSO 40 round wallwasher/floor

trimless

048-2840017W 048-2896117 002-90740



Project / Type

Notes

Count / Date



General

Ceiling , Recessed

rotation 360°

white , RAL 9016 ¹

Mounting set traffic white

IP20

820 lm

fixture 118 lm/W²

LED

3000 K

CRI ≥ 90

L85 / 50000 h

initial MacAdam ≤ 3 SDCM

R_g: 99 , R_r: 91 , R_{t(1-15)}: 89

MR 0.61

MDER 0.55

Optical

wallwasher floor

beam angle 53°

PstLM ≤ 1.0 ³

SVM ≤ 0.4 ³

Electrical

DALI-2

220-240 V

system 8.5 W

fixture 7.0 W

36 Vf

200 mA

PC2

Physical

trimless

diameter 56 mm

height 51 mm

0.34 kg

Cutout

diameter 56 mm

recessed depth 120 mm

¹ RAL code

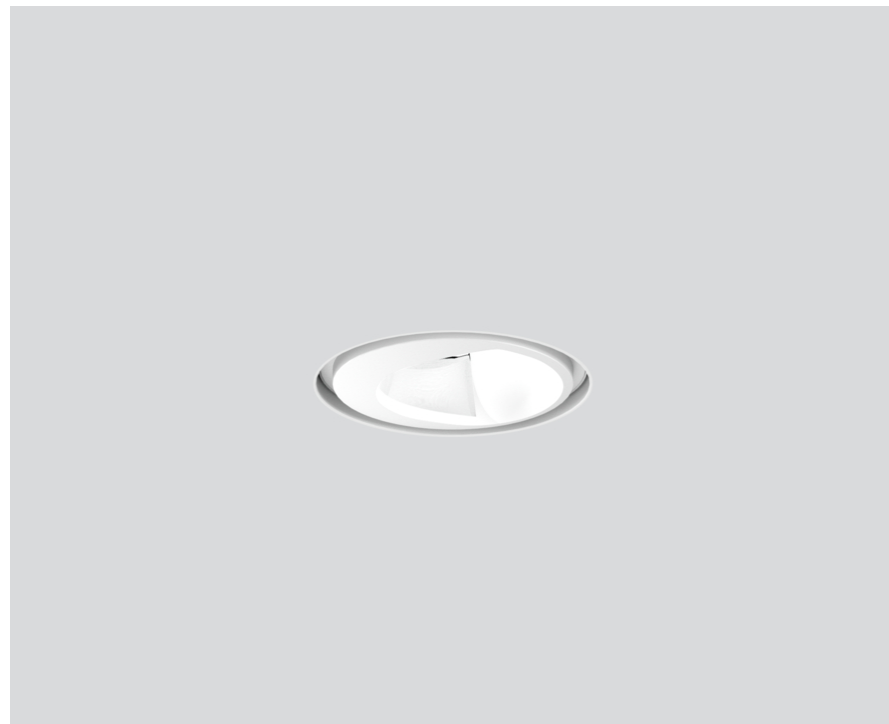
² incl. consideration of optical losses & internal control unit losses

³ Value of containing product at full load (undimmed)

Installation instructions

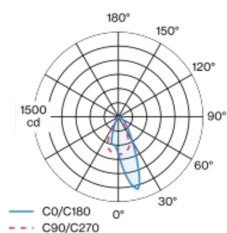


Lighting calculator

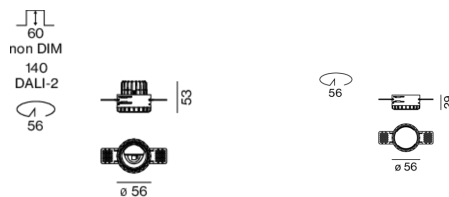


Round recessed spotlight in die-cast aluminium; surface white; 360° rotatable; installation without tools in mounting set due to patented ball catch system; round installation housing; for trimless installation in plasterboard ceilings; suitable for ceiling thickness of 12.5/15/25 mm; passive cooling of the LEDs through improved heat sink geometry; no multiple shadows; light colour 3000 K; binning initial MacAdam ≤ 3 SDCM; CRI ≥ 90; min. 85% of luminous flux after 50000 operating hours; energy efficient LEDs with high CRI; with specially computed, asymmetrical reflector for homogeneous lighting intensity; high quality reflector with micro-faceted, aluminum-vaporised surface; PC2; 220-240 V; incl. DALI-2 converter; light source replaceable by an authorized professional; control gear replaceable by an authorized professional;

Light distribution



Product drawing



SASSO 40 round wallwasher/floor

trimless

048-2840017W 048-2896117 002-90740



Project / Type

Notes

Count / Date

Maintenance Factors

| Operating Time [h] | 10 000 | 20 000 | 30 000 | 40 000 | 50 000 |
|--------------------|------------------------------|--------|-------------------|---------------------------------|--------|
| LLMF | 0.982 | 0.954 | 0.926 | 0.899 | 0.873 |
| LSF | 1 | 1 | 1 | 1 | 1 |
| MF | LMF × RSMF × LLMF × LSF | | RSMF ^a | Room Surface Maintenance Factor | |
| MF | Maintenance Factor | | LLMF | Lamp Lumens Maintenance Factor | |
| LMF ^a | Luminaire Maintenance Factor | | LSF | Lamp Survival Faktor | |

^a According to "CIE 97, Maintenance of indoor electric lighting systems", 2005, ISBN 3-900-734-34-8. The values must be determined by the planner.

Circuit Breaker Types

| Automatic Circuit Breaker Type | Number of Fixtures |
|--------------------------------|--------------------|
| B10 | 72 |
| B16 | 115 |
| C10 | 106 |
| C16 | 170 |

Components

MOUNTING SET trimless

| TYPE | COLOUR | Ø (MM) | ARTICLE NUMBER(S) |
|---|---------------|--------|-------------------|
| for plasterboard ceilings 12.5/15/25 mm | traffic white | 56 | 048-2896117 |



Optional electrical accessories

DIN RAIL POWER SUPPLY

| TYPE | L-W-H (MM) | ARTICLE NUMBER(S) |
|-------|------------|-------------------|
| 160 W | 72-90-63 | 005-6520210 |



DIN RAIL LED DRIVER

| TYPE | L-W-H (MM) | ARTICLE NUMBER(S) |
|--------------------------------|------------|-------------------|
| DALI-2 200-1050 mA 2 x 42W | 36-88-59 | 005-6121030 |



Optional electrical accessories

POWER SUPPLY PREWIRED

| TYPE | ARTICLE NUMBER(S) |
|----------------------------|-------------------|
| with junktion box DALI-2 | 002-90750A |
| with junktion box DALI-2 | 002-90749A |

Optional electrical accessories

POWER SUPPLY

| TYPE | L-W-H (MM) | ARTICLE NUMBER(S) |
|----------------------------|------------|-------------------|
| with loop through function | 185-30-21 | 002-90750 |
| with loop through function | | 002-90749 |

