

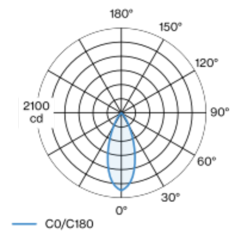
# SASSO 60 round downlight trimless soft acoustic ceiling

048-2602914F 048-2696197 002-90790

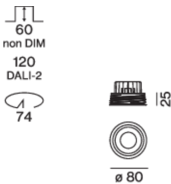


Round recessed spotlight in die-cast aluminium; 1 lamp; surface matt silver; installation without tools in mounting set due to patented ball catch system; round installation housing; signal white for acoustic ceilings; for trimless installation in soft acoustic ceilings; suitable for ceiling thickness of 25-40 mm; passive cooling of the LEDs through improved heat sink geometry; with COB (Chip on Board) technology for maximum efficiency; no appearance of multiple shadows; light colour 2700 K; binning initial MacAdam  $\leq 2$  SDCM; CRI  $\geq 90$ ; min. 80% of luminous flux after 50000 operating hours; energy efficient LEDs with high CRI; incl. high quality lens system; precise radiation characteristic with 40° beam; UGR  $\leq 19$ ; VDU compatible workplace luminaire according to DIN EN 12464-1; luminance above 65°  $\leq 1500$  cd/m<sup>2</sup>; degree of protection from below IP44 (from above IP20); PC2; 220-240 V; incl. DALI-2 converter; light source replaceable by an authorized professional; control gear replaceable by an authorized professional;


## Light distribution



## Product drawing



Project / Type	
Notes	
Count / Date	



## General

Ceiling , Recessed
rotation 360°
matt silver
Mounting set signal white for acoustic ceilings
front IP44 , back IP20
991 lm
fixture 93 lm/W <sup>1</sup>

## LED

2700 K
CRI $\geq 90$
L80 / 50000 h
initial MacAdam $\leq 2$ SDCM
R <sub>g</sub> : 97 , R <sub>r</sub> : 91 , R <sub>(1-15)</sub> : 87
MR 0.52
MDER 0.47

## Optical

flood
beam angle 40°
UGR $\leq 19$ , $\geq 65^\circ$ $<1500$ cd/m <sup>2</sup>
PstLM $\leq 1.0$ <sup>2</sup>
SVM $\leq 0.4$ <sup>2</sup>

## Electrical

DALI-2
220-240 V
system 12.5 W
fixture 10.6 W
36 Vf
300 mA
PC2
1 DALI Addr.

## Physical

trimless for acoustic ceiling
diameter 80 mm
height 48 mm
0.28 kg

## Cutout

diameter 74 mm
min. ceiling thickness 25 mm
max. ceiling thickness 40 mm
recessed depth 120 mm

<sup>1</sup> incl. consideration of optical losses & internal control unit losses  
<sup>2</sup> Value of containing product at full load (undimmed)

## Installation instructions



## Lighting calculator

