

SASSO 60 square downlight

trim 2 lamps


048-2612017M 048-2699317 002-90790



Project / Type _____

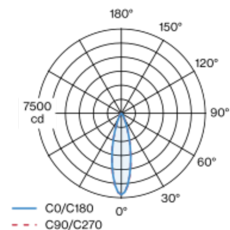
Notes _____

Count / Date _____

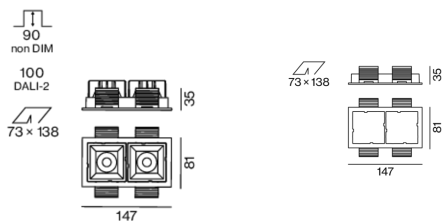


Recessed square spotlight in die-cast aluminium; 2 lamps; surface white; installation without tools in mounting set due to patented ball catch system; rectangular installation housing; with trim traffic white; suitable for ceiling thickness of 2-25 mm; passive cooling of the LEDs through improved heat sink geometry; with COB (Chip on Board) technology for maximum efficiency; no appearance of multiple shadows; light colour 3000 K; binning initial MacAdam ≤ 2 SDCM; CRI ≥ 90 ; min. 80% of luminous flux after 50000 operating hours; energy efficient LEDs with high CRI; incl. high quality lens system; precise radiation characteristic with 27° beam; UGR ≤ 19 ; degree of protection from below IP44 (from above IP20); PC2; 220-240 V; incl. DALI-2 converter; through wiring connection box, 3-pole or 5-pole, available as an accessory; accessories are listed separately; light source replaceable by an authorized professional; control gear replaceable by an authorized professional;

Light distribution



Product drawing



General

Ceiling , Recessed
white , RAL 9016 ¹
Mounting set traffic white
front IP44 , back IP20
2180 lm
fixture 103 lm/W²

LED

3000 K
CRI ≥ 90
L80 / 50000 h
initial MacAdam ≤ 2 SDCM
R_g: 99 , R_f: 90 , R₍₁₋₁₅₎: 87
MR 0.6
MDER 0.54

Optical

medium
beam angle 27°
UGR ≤ 19
PstLM ≤ 1.0 ³
SVM ≤ 0.4 ³

Electrical

DALI-2
220-240 V
system 25.0 W
fixture 10.6 W
36 Vf
300 mA
fixture 21.3 W
PC2
1 DALI Addr.

Physical

trim
length 147 mm
width 81 mm
height 48 mm
0.34 kg

Cutout

length 138 mm
width 73 mm
min. ceiling thickness 2 mm
max. ceiling thickness 25 mm
recessed depth 100 mm

¹ RAL code
² incl. consideration of optical losses & internal control unit losses
³ Value of containing product at full load (undimmed)



SASSO 60 square downlight

trim 2 lamps

048-2612017M 048-2699317 002-90790



Project / Type

Notes

Count / Date

Installation
instructions



Lighting
calculator

