

# SASSO 60 square downlight

trim


048-2612919F 048-2697318 002-90790



Project / Type \_\_\_\_\_

Notes \_\_\_\_\_

Count / Date \_\_\_\_\_



### General

Ceiling , Recessed \_\_\_\_\_

gold , RAL 260-M <sup>1</sup> \_\_\_\_\_

Mounting set jet black \_\_\_\_\_

front IP44 , back IP20 \_\_\_\_\_

948 lm \_\_\_\_\_

fixture 89 lm/W<sup>2</sup> \_\_\_\_\_

### LED

2700 K \_\_\_\_\_

CRI ≥ 90 \_\_\_\_\_

L80 / 50000 h \_\_\_\_\_

initial MacAdam ≤ 2 SDCM \_\_\_\_\_

R<sub>g</sub>: 97 , R<sub>f</sub>: 91 , R<sub>{1-15}</sub>: 87 \_\_\_\_\_

MR 0.52 \_\_\_\_\_

MDER 0.47 \_\_\_\_\_

### Optical

flood \_\_\_\_\_

beam angle 41° \_\_\_\_\_

PstLM ≤ 1.0 <sup>3</sup> \_\_\_\_\_

SVM ≤ 0.4 <sup>3</sup> \_\_\_\_\_

### Electrical

DALI-2 \_\_\_\_\_

220-240 V \_\_\_\_\_

system 12.5 W \_\_\_\_\_

fixture 10.6 W \_\_\_\_\_

36 Vf \_\_\_\_\_

300 mA \_\_\_\_\_

PC2 \_\_\_\_\_

1 DALI Addr. \_\_\_\_\_

### Physical

trim \_\_\_\_\_

length 80 mm \_\_\_\_\_

width 80 mm \_\_\_\_\_

height 48 mm \_\_\_\_\_

0.29 kg \_\_\_\_\_

### Cutout

length 73 mm \_\_\_\_\_

width 73 mm \_\_\_\_\_

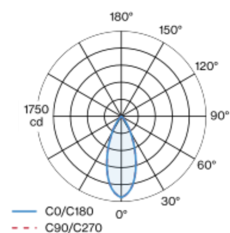
min. ceiling thickness 2 mm \_\_\_\_\_

max. ceiling thickness 25 mm \_\_\_\_\_

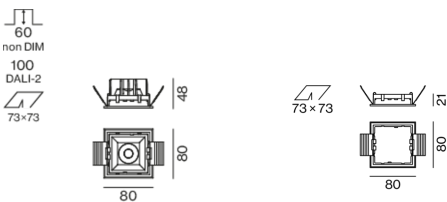
recessed depth 100 mm \_\_\_\_\_

Recessed square spotlight in die-cast aluminium; 1 lamp; surface gold; installation without tools in mounting set due to patented ball catch system; square installation housing; with trim jet black; suitable for ceiling thickness of 2-25 mm; passive cooling of the LEDs through improved heat sink geometry; with COB (Chip on Board) technology for maximum efficiency; no appearance of multiple shadows; light colour 2700 K; binning initial MacAdam ≤ 2 SDCM; CRI ≥ 90; min. 80% of luminous flux after 50000 operating hours; energy efficient LEDs with high CRI; incl. high quality lens system; precise radiation characteristic with 41° beam; degree of protection from below IP44 (from above IP20); PC2; 220-240 V; incl. DALI-2 converter; through wiring connection box, 3-pole or 5-pole, available as an accessory; accessories are listed separately; light source replaceable by an authorized professional; control gear replaceable by an authorized professional;

### Light distribution



### Product drawing



<sup>1</sup> RAL code

<sup>2</sup> FIXTURE: incl. consideration of optical losses & internal control unit losses SYSTEM: incl. consideration of optical losses, internal control unit losses & operating device efficiency.

<sup>3</sup> Value of containing product at full load (undimmed)



# SASSO 60 square downlight

trim

048-2612919F 048-2697318 002-90790



Project / Type

Notes

Count / Date

Installation  
instructions



Lighting  
calculator



# SASSO 60 square downlight

trim

048-2612919F 048-2697318 002-90790



Project / Type

Notes

Count / Date

## Maintenance Factors

Operating Time [h]	10 000	20 000	30 000	40 000	50 000
LLMF	0.964	0.923	0.884	0.847	0.811
LSF	1	1	1	1	1
MF	LMF × RSMF × LLMF × LSF		RSMF <sup>a</sup>	Room Surface Maintenance Factor	
MF	Maintenance Factor		LLMF	Lamp Lumens Maintenance Factor	
LMF <sup>a</sup>	Luminaire Maintenance Factor		LSF	Lamp Survival Faktor	

<sup>a</sup> According to "CIE 97, Maintenance of indoor electric lighting systems", 2005, ISBN 3-900-734-34-8. The values must be determined by the planner.

## Circuit Breaker Types

Automatic Circuit Breaker Type	Number of Fixtures
B10	72
B16	115
C10	106
C16	170

## Components

### MOUNTING SET with trim 1 lamp

TYPE	COLOUR	L-W-H (MM)	ARTICLE NUMBER(S)
for intermediate ceilings	jet black	80-80-21	048-2697318



### POWER SUPPLY

ARTICLE NUMBER(S)  
002-90790

## Mounting accessories

### THROUGH WIRING CONNECTION BOX

TYPE	L-W-H (MM)	ARTICLE NUMBER(S)
non DIM cable ø 4 – 12 mm, Linect®-Ready	105-58-30	005-2531110
DALI cable ø 4 – 12 mm, Linect®-Ready	105-58-30	005-2551110



## Mounting accessories

### PRIMED CONCRETE MOUNTING HOUSING

COLOUR	L-W-H (MM)	ARTICLE NUMBER(S)
white aluminium	614-307-120	048-2695110



## Optional electrical accessories

### DIN RAIL POWER SUPPLY

TYPE	L-W-H (MM)	ARTICLE NUMBER(S)
160 W	72-90-63	005-6520210



### DIN RAIL LED DRIVER

TYPE	L-W-H (MM)	ARTICLE NUMBER(S)
DALI-2   200-1050 mA   2 x 42W	36-88-59	005-6121030



[048-2612919F 048-2697318 002-90790] The technical data represent rated values for an ambient temperature of 25°C. The data values for the luminous flux are initially subject to a tolerance of +/- 10%, those for the electrical connected load are initially subject to a tolerance of +/- 10%, and those for the colour temperature are initially subject to a tolerance of +/- 150 K. No liability is assumed for typographical or printing errors. The general terms and conditions of XAL GmbH apply.  
© XAL GmbH · Auer-Welsbach-Gasse 36 · 8055 Graz · Austria · www.xal.com

09.04.2025