

SASSO 60 round wallwasher

trim 2 lamps


048-2641211A 048-269831G 002-90771



Project / Type

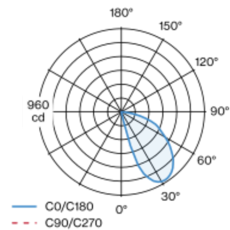
Notes

Count / Date

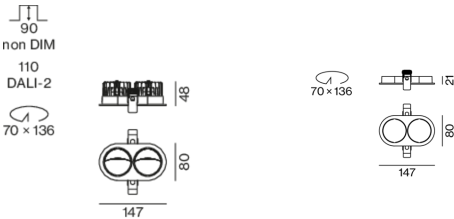


Round recessed spotlight in die-cast aluminium; 2 lamps; surface black; 360° rotatable; installation without tools in mounting set due to patented ball catch system; oval installation housing; with trim white aluminium; suitable for ceiling thickness of 2-25 mm; passive cooling of the LEDs through improved heat sink geometry; no multiple shadows; light colour 3500 K; CRI ≥ 90; min. 90% of luminous flux after 50000 operating hours; energy efficient LEDs with high CRI; with specially computed, asymmetrical reflector for homogeneous lighting intensity; high quality reflector with micro-faceted, aluminum-vaporised surface; PC2; 220-240 V; incl. converter, non dimmable; light source replaceable by an authorized professional; control gear replaceable by an authorized professional;

Light distribution



Product drawing



General

Ceiling , Recessed

rotation 360°

black , RAL 9005 ¹

Mounting set white aluminium

IP20

1140 lm

fixture 71 lm/W²

LED

3500 K

CRI ≥ 90

L90 / 50000 h

MR 0.82

MDER 0.74

Optical

wallwasher

PstLM ≤ 1.0 ³

SVM ≤ 0.4 ³

Electrical

non DIM

220-240 V

system 19.0 W

fixture 8.1 W

36 Vf

250 mA

fixture 16.2 W

PC2

Physical

trim

length 147 mm

width 80 mm

height 48 mm

0.16 kg

Cutout

diameter 70 mm

length 70 mm

width 136 mm

min. ceiling thickness 2 mm

max. ceiling thickness 25 mm

recessed depth 90 mm

¹ RAL code
² FIXTURE: incl. consideration of optical losses & internal control unit losses SYSTEM: incl. consideration of optical losses, internal control unit losses & operating device efficiency.
³ Value of containing product at full load (undimmed)



SASSO 60 round wallwasher

trim 2 lamps

048-2641211A 048-269831G 002-90771



Project / Type

Notes

Count / Date

Installation
instructions



Lighting
calculator



SASSO 60 round wallwasher

trim 2 lamps

048-2641211A 048-269831G 002-90771



Project / Type

Notes

Count / Date

Maintenance Factors

Operating Time [h]	10 000	20 000	30 000	40 000	50 000
LLMF	0.963	0.953	0.943	0.933	0.923
LSF	1	1	1	1	1
MF	LMF × RSMF × LLMF × LSF		RSMF ^a Room Surface Maintenance Factor		
MF	Maintenance Factor		LLMF Lamp Lumens Maintenance Factor		
LMF ^a	Luminaire Maintenance Factor		LSF Lamp Survival Faktor		

^a According to "CIE 97, Maintenance of indoor electric lighting systems", 2005, ISBN 3-900-734-34-8. The values must be determined by the planner.

Circuit Breaker Types

Automatic Circuit Breaker Type	Number of Fixtures
B10	46
B13	59
B16	74
B20	92
C10	74
C13	94
C16	119
C20	149

Components

MOUNTING SET with trim 2 lamps

TYPE	COLOUR	L-W-H (MM)	ARTICLE NUMBER(S)
for intermediate ceilings	white aluminium	147-80-21	048-269831G



POWER SUPPLY

TYPE	L-W-H (MM)	ARTICLE NUMBER(S)
13 W	85-40-22	002-90771



Optional electrical accessories

DIN RAIL POWER SUPPLY

TYPE	L-W-H (MM)	ARTICLE NUMBER(S)
160 W	72-90-63	005-6520210



DIN RAIL LED DRIVER

TYPE	L-W-H (MM)	ARTICLE NUMBER(S)
DALI-2 200-1050 mA 2 x 42W	36-88-59	005-6121030

