

# SASSO 60 round wallwasher trim soft acoustic ceiling


048-2641217A 048-2696397 002-90771



Project / Type \_\_\_\_\_

Notes \_\_\_\_\_

Count / Date \_\_\_\_\_



**General**

Ceiling , Recessed

rotation 360°

white , RAL 9016 <sup>1</sup>

Mounting set signal white for acoustic ceilings

IP20

626 lm

fixture 77 lm/W<sup>2</sup>

**LED**

3500 K

CRI ≥ 90

L90 / 50000 h

MR 0.82

MDER 0.74

**Optical**

wallwasher

PstLM ≤ 1.0 <sup>3</sup>

SVM ≤ 0.4 <sup>3</sup>

**Electrical**

non DIM

220-240 V

system 9.5 W

fixture 8.1 W

36 Vf

250 mA

PC2

**Physical**

with trim for acoustic ceiling

diameter 80 mm

height 48 mm

0.21 kg

**Cutout**

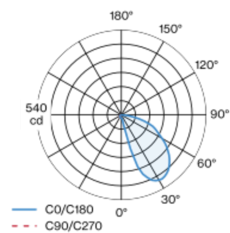
diameter 74 mm

min. ceiling thickness 25 mm

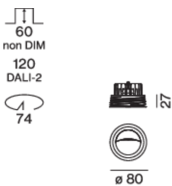
max. ceiling thickness 40 mm

recessed depth 60 mm

## Light distribution



## Product drawing



<sup>1</sup> RAL code

<sup>2</sup> incl. consideration of optical losses & internal control unit losses

<sup>3</sup> Value of containing product at full load (undimmed)

## Installation instructions



## Lighting calculator



# SASSO 60 round wallwasher trim soft acoustic ceiling

048-2641217A 048-2696397 002-90771



Project / Type

Notes

Count / Date

## Maintenance Factors

Operating Time [h]	10 000	20 000	30 000	40 000	50 000
LLMF	0.963	0.953	0.943	0.933	0.923
LSF	1	1	1	1	1
MF	LMF × RSMF × LLMF × LSF		RSMF <sup>a</sup> Room Surface Maintenance Factor		
MF	Maintenance Factor		LLMF Lamp Lumens Maintenance Factor		
LMF <sup>a</sup>	Luminaire Maintenance Factor		LSF Lamp Survival Faktor		

<sup>a</sup> According to "CIE 97, Maintenance of indoor electric lighting systems", 2005, ISBN 3-900-734-34-8. The values must be determined by the planner.

## Circuit Breaker Types

Automatic Circuit Breaker Type	Number of Fixtures
B10	46
B13	59
B16	74
B20	92
C10	74
C13	94
C16	119
C20	149

## Components

### MOUNTING SET trim for soft acoustic ceilings

COLOUR	Ø (MM)	ARTICLE NUMBER(S)
signal white for acoustic ceilings	80	048-2696397



### POWER SUPPLY

TYPE	L·W·H (MM)	ARTICLE NUMBER(S)
13 W	85-40-22	002-90771



## Mounting accessories

### MOUNTING TOOL

COLOUR	L·W·H (MM)	ARTICLE NUMBER(S)
traffic black	77-77-35	048-2695918



## Optional electrical accessories

### DIN RAIL POWER SUPPLY

TYPE	L·W·H (MM)	ARTICLE NUMBER(S)
160 W	72-90-63	005-6520210



### DIN RAIL LED DRIVER

TYPE	L·W·H (MM)	ARTICLE NUMBER(S)
DALI-2   200-1050 mA   2 x 42W	36-88-59	005-6121030

