

# SASSO 60 square wallwasher

trim 2 lamps


048-2651214A 048-2699317 002-90771



Project / Type

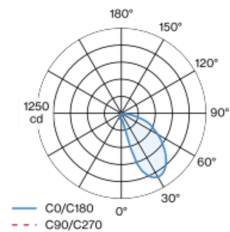
Notes

Count / Date

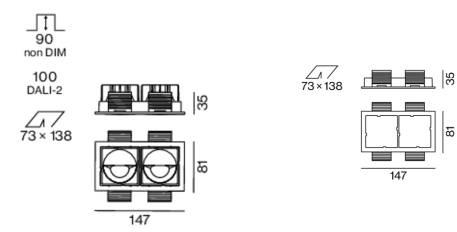


Recessed square spotlight in die-cast aluminium; 2 lamps; surface matt silver; installation without tools in mounting set due to patented ball catch system; rectangular installation housing; with trim traffic white; suitable for ceiling thickness of 2-25 mm; passive cooling of the LEDs through improved heat sink geometry; no multiple shadows; light colour 3500 K; CRI ≥ 90; min. 90% of luminous flux after 50000 operating hours; energy efficient LEDs with high CRI; with specially computed, asymmetrical reflector for homogeneous lighting intensity; high quality reflector with micro-faceted, aluminum-vaporised surface; PC2; 220-240 V; incl. converter, non dimmable; through wiring connection box, 3-pole or 5-pole, available as an accessory; accessories are listed separately; light source replaceable by an authorized professional; control gear replaceable by an authorized professional;

## Light distribution



## Product drawing



## General

Ceiling , Recessed

matt silver

Mounting set traffic white

IP20

1290 lm

fixture 80 lm/W<sup>1</sup>

## LED

3500 K

CRI ≥ 90

L90 / 50000 h

MR 0.82

MDER 0.74

## Optical

wallwasher

PstLM ≤ 1.0<sup>2</sup>

SVM ≤ 0.4<sup>2</sup>

## Electrical

non DIM

220-240 V

system 19.0 W

fixture 8.1 W

36 Vf

250 mA

fixture 16.2 W

PC2

## Physical

trim

length 147 mm

width 81 mm

height 48 mm

0.16 kg

## Cutout

length 138 mm

width 73 mm

min. ceiling thickness 2 mm

max. ceiling thickness 25 mm

recessed depth 90 mm

<sup>1</sup> FIXTURE: incl. consideration of optical losses & internal control unit losses SYSTEM: incl. consideration of optical losses, internal control unit losses & operating device efficiency.  
<sup>2</sup> Value of containing product at full load (undimmed)

## Installation instructions



## Lighting calculator



# SASSO 60 square wallwasher

trim 2 lamps

048-2651214A 048-2699317 002-90771



Project / Type

Notes

Count / Date

### Maintenance Factors

Operating Time [h]	10 000	20 000	30 000	40 000	50 000
LLMF	0.963	0.953	0.943	0.933	0.923
LSF	1	1	1	1	1
MF	LMF × RSMF × LLMF × LSF		RSMF <sup>a</sup> Room Surface Maintenance Factor		
MF	Maintenance Factor		LLMF Lamp Lumens Maintenance Factor		
LMF <sup>a</sup>	Luminaire Maintenance Factor		LSF Lamp Survival Faktor		

<sup>a</sup> According to "CIE 97, Maintenance of indoor electric lighting systems", 2005, ISBN 3-900-734-34-8. The values must be determined by the planner.

### Circuit Breaker Types

Automatic Circuit Breaker Type	Number of Fixtures
B10	57
B13	75
B16	92
B20	115
C10	57
C13	75
C16	92
C20	115

### Components

#### MOUNTING SET with trim 2 lamps

TYPE	COLOUR	L-W-H (MM)	ARTICLE NUMBER(S)
for intermediate ceilings	traffic white	147-81-35	048-2699317



#### POWER SUPPLY

TYPE	L-W-H (MM)	ARTICLE NUMBER(S)
13 W	85-40-22	002-90771



### Mounting accessories

#### THROUGH WIRING CONNECTION BOX

TYPE	L-W-H (MM)	ARTICLE NUMBER(S)
non DIM cable ø 4 – 12 mm, Linect®-Ready	105-58-30	005-2531110
DALI cable ø 4 – 12 mm, Linect®-Ready	105-58-30	005-2551110



### Optional electrical accessories

#### DIN RAIL POWER SUPPLY

TYPE	L-W-H (MM)	ARTICLE NUMBER(S)
160 W	72-90-63	005-6520210



#### DIN RAIL LED DRIVER

TYPE	L-W-H (MM)	ARTICLE NUMBER(S)
DALI-2   200-1050 mA   2 x 42W	36-88-59	005-6121030

