

SASSO 60 square wallwasher/floor

trim 2 lamps

048-2651914W 048-269931G 002-90743



Project / Type

Notes

Count / Date



General

Ceiling , Recessed

matt silver

Mounting set white aluminium

IP20

2020 lm

fixture 114 lm/W¹

LED

2700 K

CRI ≥ 90

L85 / 50000 h

initial MacAdam ≤ 3 SDCM

R_g: 101, R_r: 90, R_{f(1-5)}: 88

MR 0.51

MDER 0.46

Optical

wallwasher floor

PstLM ≤ 1.0²

SVM ≤ 0.4²

Electrical

non DIM

220-240 V

system 20.8 W

fixture 8.9 W

36 Vf

250 mA

fixture 17.7 W

PC2

Physical

trim

length 147 mm

width 81 mm

height 49 mm

0.16 kg

Cutout

length 138 mm

width 73 mm

min. ceiling thickness 2 mm

max. ceiling thickness 25 mm

recessed depth 90 mm

¹ FIXTURE: incl. consideration of optical losses & internal control unit losses SYSTEM: incl. consideration of optical losses, internal control unit losses & operating device efficiency.

² Value of containing product at full load (undimmed)

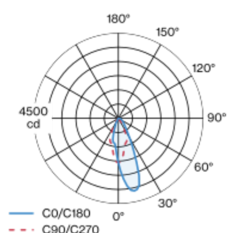
Installation instructions



Lighting calculator



Light distribution



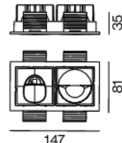
Product drawing



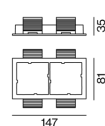
90
non DIM

100
DALI-2

73 x 138



73 x 138



['048-2651914W 048-269931G 002-90743'] The technical data represent rated values for an ambient temperature of 25°C. The data values for the luminous flux are initially subject to a tolerance of +/- 10%, those for the electrical connected load are initially subject to a tolerance of +/- 10%, and those for the colour temperature are initially subject to a tolerance of +/- 150 K. No liability is assumed for typographical or printing errors. The general terms and conditions of XAL GmbH apply.

© XAL GmbH · Auer-Welsbach-Gasse 36 · 8055 Graz · Austria · www.xal.com

09.04.2025

1 / 2

SASSO 60 square wallwasher/floor

trim 2 lamps

048-2651914W 048-269931G 002-90743



Project / Type

Notes

Count / Date

Maintenance Factors

| Operating Time [h] | 10 000 | 20 000 | 30 000 | 40 000 | 50 000 |
|--------------------|------------------------------|--------|---------------------------------------------------|--------|--------|
| LLMF | 0.982 | 0.954 | 0.926 | 0.899 | 0.873 |
| LSF | 1 | 1 | 1 | 1 | 1 |
| MF | LMF × RSMF × LLMF × LSF | | RSMF ^a Room Surface Maintenance Factor | | |
| MF | Maintenance Factor | | LLMF Lamp Lumens Maintenance Factor | | |
| LMF ^a | Luminaire Maintenance Factor | | LSF Lamp Survival Faktor | | |

^a According to "CIE 97, Maintenance of indoor electric lighting systems", 2005, ISBN 3-900-734-34-8. The values must be determined by the planner.

Circuit Breaker Types

| Automatic Circuit Breaker Type | Number of Fixtures |
|--------------------------------|--------------------|
| B10 | 57 |
| B13 | 75 |
| B16 | 92 |
| B20 | 115 |
| C10 | 57 |
| C13 | 75 |
| C16 | 92 |
| C20 | 115 |

Components

MOUNTING SET with trim 2 lamps

| TYPE | COLOUR | L-W-H (MM) | ARTICLE NUMBER(S) |
|---------------------------|-----------------|------------|-------------------|
| for intermediate ceilings | white aluminium | 147-81-35 | 048-269931G |

POWER SUPPLY

| TYPE | L-W-H (MM) | ARTICLE NUMBER(S) |
|------|------------|-------------------|
| 10 W | 147-33-23 | 002-90743 |

Mounting accessories

THROUGH WIRING CONNECTION BOX

| TYPE | L-W-H (MM) | ARTICLE NUMBER(S) |
|------------------------------------------|------------|-------------------|
| non DIM cable ø 4 – 12 mm, Linect®-Ready | 105-58-30 | 005-2531110 |
| DALI cable ø 4 – 12 mm, Linect®-Ready | 105-58-30 | 005-2551110 |

Optional electrical accessories

DIN RAIL POWER SUPPLY

| TYPE | L-W-H (MM) | ARTICLE NUMBER(S) |
|-------|------------|-------------------|
| 160 W | 72-90-63 | 005-6520210 |

DIN RAIL LED DRIVER

| TYPE | L-W-H (MM) | ARTICLE NUMBER(S) |
|--------------------------------|------------|-------------------|
| DALI-2 200-1050 mA 2 x 42W | 36-88-59 | 005-6121030 |

