

SASSO 60 square wallwasher

trim 2 lamps


048-2651917A 048-2699318 002-90771



Project / Type _____

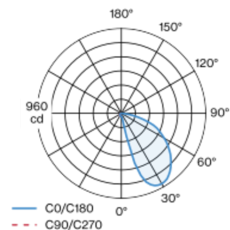
Notes _____

Count / Date _____

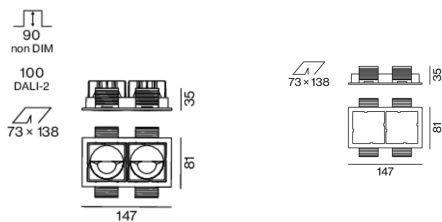


Recessed square spotlight in die-cast aluminium; 2 lamps; surface white; installation without tools in mounting set due to patented ball catch system; rectangular installation housing; with trim jet black; suitable for ceiling thickness of 2-25 mm; passive cooling of the LEDs through improved heat sink geometry; no multiple shadows; light colour 2700 K; binning initial MacAdam ≤ 3 SDCM; CRI ≥ 90 ; min. 90% of luminous flux after 50000 operating hours; energy efficient LEDs with high CRI; with specially computed, asymmetrical reflector for homogeneous lighting intensity; high quality reflector with micro-faceted, aluminum-vaporised surface; PC2; 220-240 V; incl. converter, non dimmable; through wiring connection box, 3-pole or 5-pole, available as an accessory; accessories are listed separately; light source replaceable by an authorized professional; control gear replaceable by an authorized professional;

Light distribution



Product drawing



General

Ceiling , Recessed _____

white , RAL 9016 ¹ _____

Mounting set jet black _____

IP20 _____

1190 lm _____

fixture 73 lm/W² _____

LED

2700 K _____

CRI ≥ 90 _____

L90 / 50000 h _____

initial MacAdam ≤ 3 SDCM _____

R_g: 101 , R_r: 91 , R₍₁₋₁₅₎: 89 _____

MR 0.56 _____

MDER 0.51 _____

Optical

wallwasher _____

PstLM ≤ 1.0 ³ _____

SVM ≤ 0.4 ³ _____

Electrical

non DIM _____

220-240 V _____

system 19.0 W _____

fixture 8.1 W _____

36 Vf _____

250 mA _____

fixture 16.2 W _____

PC2 _____

Physical

trim _____

length 147 mm _____

width 81 mm _____

height 48 mm _____

0.16 kg _____

Cutout

length 138 mm _____

width 73 mm _____

min. ceiling thickness 2 mm _____

max. ceiling thickness 25 mm _____

recessed depth 90 mm _____

¹ RAL code

² FIXTURE: incl. consideration of optical losses & internal control unit losses SYSTEM: incl. consideration of optical losses, internal control unit losses & operating device efficiency.

³ Value of containing product at full load (undimmed)



SASSO 60 square wallwasher

trim 2 lamps

048-2651917A 048-2699318 002-90771



Project / Type

Notes

Count / Date

Installation
instructions



Lighting
calculator



SASSO 60 square wallwasher

trim 2 lamps

048-2651917A 048-2699318 002-90771



Project / Type

Notes

Count / Date

Maintenance Factors

| Operating Time [h] | 10 000 | 20 000 | 30 000 | 40 000 | 50 000 |
|--------------------|------------------------------|--------|---|--------|--------|
| LLMF | 0.96 | 0.95 | 0.94 | 0.93 | 0.92 |
| LSF | 1 | 1 | 1 | 1 | 1 |
| MF | LMF × RSMF × LLMF × LSF | | RSMF ^a Room Surface Maintenance Factor | | |
| MF | Maintenance Factor | | LLMF Lamp Lumens Maintenance Factor | | |
| LMF ^a | Luminaire Maintenance Factor | | LSF Lamp Survival Faktor | | |

^a According to "CIE 97, Maintenance of indoor electric lighting systems", 2005, ISBN 3-900-734-34-8. The values must be determined by the planner.

Circuit Breaker Types

| Automatic Circuit Breaker Type | Number of Fixtures |
|--------------------------------|--------------------|
| B10 | 57 |
| B13 | 75 |
| B16 | 92 |
| B20 | 115 |
| C10 | 57 |
| C13 | 75 |
| C16 | 92 |
| C20 | 115 |

Components

MOUNTING SET with trim 2 lamps

| | | | |
|-----------------------------------|---------------------|-------------------------|----------------------------------|
| TYPE for intermediate ceilings | COLOUR jet black | L-W-H (MM) 147-81-35 | ARTICLE NUMBER(S) 048-2699318 |
|-----------------------------------|---------------------|-------------------------|----------------------------------|



POWER SUPPLY

| | | |
|--------------|------------------------|--------------------------------|
| TYPE 13 W | L-W-H (MM) 85-40-22 | ARTICLE NUMBER(S) 002-90771 |
|--------------|------------------------|--------------------------------|



Mounting accessories

THROUGH WIRING CONNECTION BOX

| | | |
|---|--------------------------------------|---|
| TYPE non DIM cable ø 4 – 12 mm, Linect®-Ready DALI cable ø 4 – 12 mm, Linect®-Ready | L-W-H (MM) 105-58-30 105-58-30 | ARTICLE NUMBER(S) 005-2531110 005-2551110 |
|---|--------------------------------------|---|



Optional electrical accessories

DIN RAIL POWER SUPPLY

| | | |
|---------------|------------------------|----------------------------------|
| TYPE 160 W | L-W-H (MM) 72-90-63 | ARTICLE NUMBER(S) 005-6520210 |
|---------------|------------------------|----------------------------------|



DIN RAIL LED DRIVER

| | | |
|--|------------------------|----------------------------------|
| TYPE DALI-2 200-1050 mA 2 x 42W | L-W-H (MM) 36-88-59 | ARTICLE NUMBER(S) 005-6121030 |
|--|------------------------|----------------------------------|

