

# SASSO 60 square wallwasher/floor

trim 2 lamps


048-2651917W 048-2699318 002-90743



Project / Type

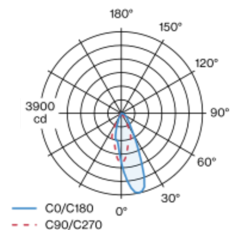
Notes

Count / Date

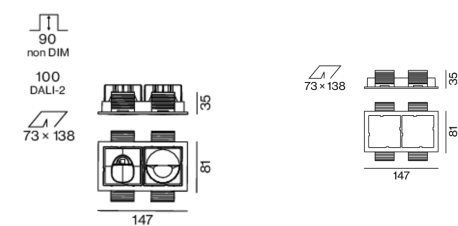


Recessed square spotlight in die-cast aluminium; 2 lamps; surface white; installation without tools in mounting set due to patented ball catch system; rectangular installation housing; with trim jet black; suitable for ceiling thickness of 2-25 mm; passive cooling of the LEDs through improved heat sink geometry; no multiple shadows; light colour 2700 K; binning initial MacAdam  $\leq 3$  SDCM; CRI  $\geq 90$ ; min. 85% of luminous flux after 50000 operating hours; energy efficient LEDs with high CRI; with specially computed, asymmetrical reflector for homogeneous lighting intensity; high quality reflector with micro-faceted, aluminum-vaporised surface; PC2; 220-240 V; incl. converter, non dimmable; through wiring connection box, 3-pole or 5-pole, available as an accessory; accessories are listed separately; light source replaceable by an authorized professional; control gear replaceable by an authorized professional;

## Light distribution



## Product drawing



## General

Ceiling , Recessed

white , RAL 9016 <sup>1</sup>

Mounting set jet black

IP20

2020 lm

fixture 115 lm/W<sup>2</sup>

## LED

2700 K

CRI  $\geq 90$

L85 / 50000 h

initial MacAdam  $\leq 3$  SDCM

R<sub>g</sub>: 101 , R<sub>r</sub>: 90 , R<sub>t-15</sub>: 88

MR 0.51

MDER 0.46

## Optical

wallwasher floor

PstLM  $\leq 1.0$  <sup>3</sup>

SVM  $\leq 0.4$  <sup>3</sup>

## Electrical

non DIM

220-240 V

system 20.8 W

fixture 8.9 W

36 Vf

250 mA

fixture 17.7 W

PC2

## Physical

trim

length 147 mm

width 81 mm

height 49 mm

0.16 kg

## Cutout

length 138 mm

width 73 mm

min. ceiling thickness 2 mm

max. ceiling thickness 25 mm

recessed depth 90 mm

<sup>1</sup> RAL code  
<sup>2</sup> incl. consideration of optical losses & internal control unit losses  
<sup>3</sup> Value of containing product at full load (undimmed)

## Installation instructions



## Lighting calculator



# SASSO 60 square wallwasher/floor

trim 2 lamps

048-2651917W 048-2699318 002-90743



Project / Type

Notes

Count / Date

### Maintenance Factors

Operating Time [h]	10 000	20 000	30 000	40 000	50 000
LLMF	0.982	0.954	0.926	0.899	0.873
LSF	1	1	1	1	1
MF	LMF × RSMF × LLMF × LSF		RSMF <sup>a</sup>	Room Surface Maintenance Factor	
MF	Maintenance Factor		LLMF	Lamp Lumens Maintenance Factor	
LMF <sup>a</sup>	Luminaire Maintenance Factor		LSF	Lamp Survival Faktor	

<sup>a</sup> According to "CIE 97, Maintenance of indoor electric lighting systems", 2005, ISBN 3-900-734-34-8. The values must be determined by the planner.

### Circuit Breaker Types

Automatic Circuit Breaker Type	Number of Fixtures
B10	57
B13	75
B16	92
B20	115
C10	57
C13	75
C16	92
C20	115

### Components

#### MOUNTING SET with trim 2 lamps

TYPE for intermediate ceilings	COLOUR jet black	L-W-H (MM) 147-81-35	ARTICLE NUMBER(S) 048-2699318
-----------------------------------	---------------------	-------------------------	----------------------------------



#### POWER SUPPLY

TYPE 10 W	L-W-H (MM) 147-33-23	ARTICLE NUMBER(S) 002-90743
--------------	-------------------------	--------------------------------



### Mounting accessories

#### THROUGH WIRING CONNECTION BOX

TYPE non DIM cable ø 4 – 12 mm, Linect®-Ready DALI cable ø 4 – 12 mm, Linect®-Ready	L-W-H (MM) 105-58-30 105-58-30	ARTICLE NUMBER(S) 005-2531110 005-2551110
---	--------------------------------------	---



### Optional electrical accessories

#### DIN RAIL POWER SUPPLY

TYPE 160 W	L-W-H (MM) 72-90-63	ARTICLE NUMBER(S) 005-6520210
---------------	------------------------	----------------------------------



#### DIN RAIL LED DRIVER

TYPE DALI-2   200-1050 mA   2 x 42W	L-W-H (MM) 36-88-59	ARTICLE NUMBER(S) 005-6121030
--	------------------------	----------------------------------

