

SASSO 60 square wallwasher/floor

trim 2 lamps

048-2651111W 048-2699318 002-90743



Project / Type

Notes

Count / Date



General

Ceiling , Recessed

black , RAL 9005 ¹

Mounting set jet black

IP20

2160 lm

fixture 121 lm/W²

LED

4000 K

CRI ≥ 90

L85 / 50000 h

initial MacAdam ≤ 3 SDCM

R_g: 99 , R_f: 92 , R₍₁₋₁₅₎: 90

MR 0.81

MDER 0.74

Optical

wallwasher floor

PstLM ≤ 1.0 ³

SVM ≤ 0.4 ³

Electrical

non DIM

220-240 V

system 20.8 W

fixture 8.9 W

36 Vf

250 mA

fixture 17.7 W

PC2

Physical

trim

length 147 mm

width 81 mm

height 49 mm

0.16 kg

Cutout

length 138 mm

width 73 mm

min. ceiling thickness 2 mm

max. ceiling thickness 25 mm

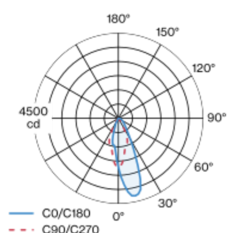
recessed depth 90 mm

¹ RAL code

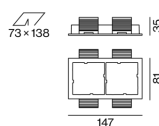
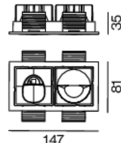
² FIXTURE: incl. consideration of optical losses & internal control unit losses SYSTEM: incl. consideration of optical losses, internal control unit losses & operating device efficiency.

³ Value of containing product at full load (undimmed)

Light distribution



Product drawing



SASSO 60 square wallwasher/floor

trim 2 lamps

048-2651111W 048-2699318 002-90743



Project / Type

Notes

Count / Date

Installation
instructions



Lighting
calculator



SASSO 60 square wallwasher/floor

trim 2 lamps

048-2651111W 048-2699318 002-90743



Project / Type

Notes

Count / Date

Maintenance Factors

Operating Time [h]	10 000	20 000	30 000	40 000	50 000
LLMF	0.982	0.954	0.926	0.899	0.873
LSF	1	1	1	1	1
MF	LMF × RSMF × LLMF × LSF		RSMF ^a	Room Surface Maintenance Factor	
MF	Maintenance Factor		LLMF	Lamp Lumens Maintenance Factor	
LMF ^a	Luminaire Maintenance Factor		LSF	Lamp Survival Faktor	

^a According to "CIE 97, Maintenance of indoor electric lighting systems", 2005, ISBN 3-900-734-34-8. The values must be determined by the planner.

Circuit Breaker Types

Automatic Circuit Breaker Type	Number of Fixtures
B10	57
B13	75
B16	92
B20	115
C10	57
C13	75
C16	92
C20	115

Components

MOUNTING SET with trim 2 lamps

TYPE	COLOUR	L-W-H (MM)	ARTICLE NUMBER(S)
for intermediate ceilings	jet black	147-81-35	048-2699318



POWER SUPPLY

TYPE	L-W-H (MM)	ARTICLE NUMBER(S)
10 W	147-33-23	002-90743



Mounting accessories

THROUGH WIRING CONNECTION BOX

TYPE	L-W-H (MM)	ARTICLE NUMBER(S)
non DIM cable ø 4 – 12 mm, Linect®-Ready	105-58-30	005-2531110
DALI cable ø 4 – 12 mm, Linect®-Ready	105-58-30	005-2551110



Optional electrical accessories

DIN RAIL POWER SUPPLY

TYPE	L-W-H (MM)	ARTICLE NUMBER(S)
160 W	72-90-63	005-6520210



DIN RAIL LED DRIVER

TYPE	L-W-H (MM)	ARTICLE NUMBER(S)
DALI-2 200-1050 mA 2 x 42W	36-88-59	005-6121030

