

# SASSO 60 round wallwasher/floor trim soft acoustic ceiling


048-2641917W 048-2696398 002-90743



Project / Type \_\_\_\_\_

Notes \_\_\_\_\_

Count / Date \_\_\_\_\_



<b>General</b>
Ceiling , Recessed
rotation 360°
white , RAL 9016 <sup>1</sup>
Mounting set traffic black for acoustic ceilings
IP20
1000 lm
fixture 113 lm/W <sup>2</sup>

<b>LED</b>
2700 K
CRI ≥ 90
L85 / 50000 h
initial MacAdam ≤ 3 SDCM
R <sub>g</sub> : 101 , R <sub>r</sub> : 90 , R <sub>(f-15)</sub> : 88
MR 0.51
MDER 0.46

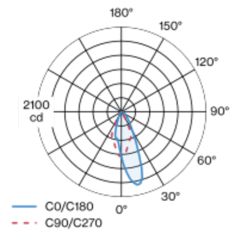
<b>Optical</b>
wallwasher floor
PstLM ≤ 1.0 <sup>3</sup>
SVM ≤ 0.4 <sup>3</sup>

<b>Electrical</b>
non DIM
220-240 V
system 10.4 W
fixture 8.9 W
36 Vf
250 mA
PC2

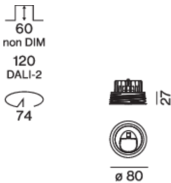
<b>Physical</b>
with trim for acoustic ceiling
diameter 80 mm
height 48 mm
0.2 kg

<b>Cutout</b>
diameter 74 mm
min. ceiling thickness 25 mm
max. ceiling thickness 40 mm
recessed depth 60 mm

## Light distribution



## Product drawing



<sup>1</sup> RAL code

<sup>2</sup> incl. consideration of optical losses & internal control unit losses

<sup>3</sup> Value of containing product at full load (undimmed)

## Installation instructions



## Lighting calculator



# SASSO 60 round wallwasher/floor trim soft acoustic ceiling

048-2641917W 048-2696398 002-90743



Project / Type

Notes

Count / Date

## Maintenance Factors

Operating Time [h]	10 000	20 000	30 000	40 000	50 000
LLMF	0.982	0.954	0.926	0.899	0.873
LSF	1	1	1	1	1
MF	LMF × RSMF × LLMF × LSF		RSMF <sup>a</sup>	Room Surface Maintenance Factor	
MF	Maintenance Factor		LLMF	Lamp Lumens Maintenance Factor	
LMF <sup>a</sup>	Luminaire Maintenance Factor		LSF	Lamp Survival Faktor	

<sup>a</sup> According to "CIE 97, Maintenance of indoor electric lighting systems", 2005, ISBN 3-900-734-34-8. The values must be determined by the planner.

## Circuit Breaker Types

Automatic Circuit Breaker Type	Number of Fixtures
B10	57
B13	75
B16	92
B20	115
C10	57
C13	75
C16	92
C20	115

## Components

### MOUNTING SET trim for soft acoustic ceilings

COLOUR	Ø (MM)	ARTICLE NUMBER(S)
traffic black for acoustic ceilings	80	048-2696398



### POWER SUPPLY

TYPE	L·W·H (MM)	ARTICLE NUMBER(S)
10 W	147-33-23	002-90743



## Mounting accessories

### MOUNTING TOOL

COLOUR	L·W·H (MM)	ARTICLE NUMBER(S)
traffic black	77-77-35	048-2695918



## Optional electrical accessories

### DIN RAIL POWER SUPPLY

TYPE	L·W·H (MM)	ARTICLE NUMBER(S)
160 W	72-90-63	005-6520210



### DIN RAIL LED DRIVER

TYPE	L·W·H (MM)	ARTICLE NUMBER(S)
DALI-2   200-1050 mA   2 x 42W	36-88-59	005-6121030

