

# SASSO 60 round wallwasher/floor

trim 2 lamps


048-2641917W 048-2698318 002-90743



Project / Type \_\_\_\_\_

Notes \_\_\_\_\_

Count / Date \_\_\_\_\_



### General

Ceiling , Recessed \_\_\_\_\_

rotation 360° \_\_\_\_\_

white , RAL 9016 <sup>1</sup> \_\_\_\_\_

Mounting set jet black \_\_\_\_\_

IP20 \_\_\_\_\_

2000 lm \_\_\_\_\_

fixture 113 lm/W<sup>2</sup> \_\_\_\_\_

### LED

2700 K \_\_\_\_\_

CRI ≥ 90 \_\_\_\_\_

L85 / 50000 h \_\_\_\_\_

initial MacAdam ≤ 3 SDCM \_\_\_\_\_

R<sub>g</sub>: 101 , R<sub>r</sub>: 90 , R<sub>f(1-15)</sub>: 88 \_\_\_\_\_

MR 0.51 \_\_\_\_\_

MDER 0.46 \_\_\_\_\_

### Optical

wallwasher floor \_\_\_\_\_

PstLM ≤ 1.0 <sup>3</sup> \_\_\_\_\_

SVM ≤ 0.4 <sup>3</sup> \_\_\_\_\_

### Electrical

non DIM \_\_\_\_\_

220-240 V \_\_\_\_\_

system 20.8 W \_\_\_\_\_

fixture 8.9 W \_\_\_\_\_

36 Vf \_\_\_\_\_

250 mA \_\_\_\_\_

fixture 17.7 W \_\_\_\_\_

PC2 \_\_\_\_\_

### Physical

trim \_\_\_\_\_

length 147 mm \_\_\_\_\_

width 80 mm \_\_\_\_\_

height 48 mm \_\_\_\_\_

0.16 kg \_\_\_\_\_

### Cutout

diameter 70 mm \_\_\_\_\_

length 70 mm \_\_\_\_\_

width 136 mm \_\_\_\_\_

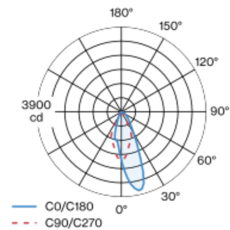
min. ceiling thickness 2 mm \_\_\_\_\_

max. ceiling thickness 25 mm \_\_\_\_\_

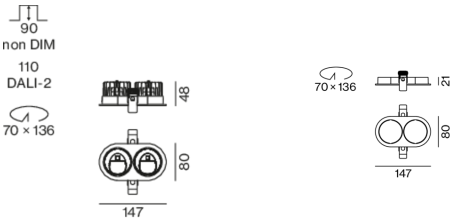
recessed depth 90 mm \_\_\_\_\_

Round recessed spotlight in die-cast aluminium; 2 lamps; surface white; 360° rotatable; installation without tools in mounting set due to patented ball catch system; oval installation housing; with trim jet black; suitable for ceiling thickness of 2-25 mm; passive cooling of the LEDs through improved heat sink geometry; no multiple shadows; light colour 2700 K; binning initial MacAdam ≤ 3 SDCM; CRI ≥ 90; min. 85% of luminous flux after 50000 operating hours; energy efficient LEDs with high CRI; with specially computed, asymmetrical reflector for homogeneous lighting intensity; high quality reflector with micro-faceted, aluminum-vaporised surface; PC2; 220-240 V; incl. converter, non dimmable; light source replaceable by an authorized professional; control gear replaceable by an authorized professional;

### Light distribution



### Product drawing



<sup>1</sup> RAL code

<sup>2</sup> FIXTURE: incl. consideration of optical losses & internal control unit losses SYSTEM: incl. consideration of optical losses, internal control unit losses & operating device efficiency.

<sup>3</sup> Value of containing product at full load (undimmed)



# SASSO 60 round wallwasher/floor

trim 2 lamps

048-2641917W 048-2698318 002-90743



Project / Type

Notes

Count / Date

Installation  
instructions



Lighting  
calculator



# SASSO 60 round wallwasher/floor

trim 2 lamps

048-2641917W 048-2698318 002-90743



Project / Type

Notes

Count / Date

## Maintenance Factors

Operating Time [h]	10 000	20 000	30 000	40 000	50 000
LLMF	0.982	0.954	0.926	0.899	0.873
LSF	1	1	1	1	1
MF	LMF × RSMF × LLMF × LSF		RSMF <sup>a</sup> Room Surface Maintenance Factor		
MF	Maintenance Factor		LLMF Lamp Lumens Maintenance Factor		
LMF <sup>a</sup>	Luminaire Maintenance Factor		LSF Lamp Survival Faktor		

<sup>a</sup> According to "CIE 97, Maintenance of indoor electric lighting systems", 2005, ISBN 3-900-734-34-8. The values must be determined by the planner.

## Circuit Breaker Types

Automatic Circuit Breaker Type	Number of Fixtures
B10	57
B13	75
B16	92
B20	115
C10	57
C13	75
C16	92
C20	115

## Components

### MOUNTING SET with trim 2 lamps

TYPE	COLOUR	L-W-H (MM)	ARTICLE NUMBER(S)
for intermediate ceilings	jet black	147-80-21	048-2698318



### POWER SUPPLY

TYPE	L-W-H (MM)	ARTICLE NUMBER(S)
10 W	147-33-23	002-90743



## Optional electrical accessories

### DIN RAIL POWER SUPPLY

TYPE	L-W-H (MM)	ARTICLE NUMBER(S)
160 W	72-90-63	005-6520210



### DIN RAIL LED DRIVER

TYPE	L-W-H (MM)	ARTICLE NUMBER(S)
DALI-2   200-1050 mA   2 x 42W	36-88-59	005-6121030

