

SASSO 100 square wallwasher/floor

trim

048-2750111W 048-2797318 002-90789



Project / Type

Notes

Count / Date



General

Ceiling , Recessed

black , RAL 9005 ¹

Mounting set jet black

IP20

2760 lm

fixture 129 lm/W²

LED

4000 K

CRI ≥ 90

L80 / 50000 h

initial MacAdam ≤ 2 SDCM

R_g: 98 , R_f: 90 , R₍₁₋₁₅₎: 88

MR 0.8

MDER 0.72

Optical

wallwasher floor

PstLM ≤ 1.0 ³

SVM ≤ 0.4 ³

Electrical

DALI-2

220-240 V

system 25.2 W

fixture 21.5 W

36 Vf

650 mA

PC2

Physical

trim

length 118 mm

width 118 mm

height 96 mm

0.73 kg

Cutout

length 112 mm

width 112 mm

min. ceiling thickness 2 mm

max. ceiling thickness 25 mm

recessed depth 100 mm

¹ RAL code

² incl. consideration of optical losses & internal control unit losses

³ Value of containing product at full load (undimmed)

Installation instructions

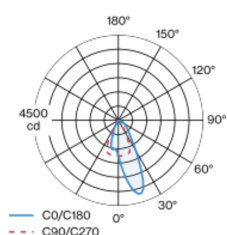


Lighting calculator

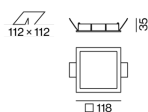
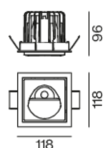


Recessed square spotlight in die-cast aluminium; 1 lamp; surface black; installation without tools in mounting set due to patented ball catch system; square installation housing; with trim jet black; suitable for ceiling thickness of 2-25 mm; passive cooling of the LEDs through improved heat sink geometry; with COB (Chip on Board) technology for maximum efficiency; no appearance of multiple shadows; light colour 4000 K; binning initial MacAdam ≤ 2 SDCM; CRI ≥ 90 ; min. 80% of luminous flux after 50000 operating hours; energy efficient LEDs with high CRI; with specially computed, asymmetrical reflector for homogeneous lighting intensity; high quality reflector with micro-faceted, aluminum-vaporised surface; PC2; 220-240 V; incl. DALI-2 converter; through wiring connection box, 3-pole or 5-pole, available as an accessory; accessories are listed separately; light source replaceable by an authorized professional; control gear replaceable by an authorized professional;

Light distribution



Product drawing



SASSO 100 square wallwasher/floor

trim

048-2750111W 048-2797318 002-90789



Project / Type

Notes

Count / Date

Maintenance Factors

| Operating Time [h] | 10 000 | 20 000 | 30 000 | 40 000 | 50 000 |
|--------------------|------------------------------|--------|-------------------|---------------------------------|--------|
| LLMF | 0.964 | 0.923 | 0.884 | 0.847 | 0.811 |
| LSF | 1 | 1 | 1 | 1 | 1 |
| MF | LMF × RSMF × LLMF × LSF | | RSMF ^a | Room Surface Maintenance Factor | |
| MF | Maintenance Factor | | LLMF | Lamp Lumens Maintenance Factor | |
| LMF ^a | Luminaire Maintenance Factor | | LSF | Lamp Survival Faktor | |

^a According to "CIE 97, Maintenance of indoor electric lighting systems", 2005, ISBN 3-900-734-34-8. The values must be determined by the planner.

Circuit Breaker Types

| Automatic Circuit Breaker Type | Number of Fixtures |
|--------------------------------|--------------------|
| B10 | 18 |
| B16 | 30 |
| C10 | 23 |
| C16 | 36 |

Components

MOUNTING SET with trim

| | | | |
|---------------------------|-----------|------------|-------------------|
| TYPE | COLOUR | L-W-H (MM) | ARTICLE NUMBER(S) |
| for intermediate ceilings | jet black | 118-118-35 | 048-2797318 |



POWER SUPPLY

| | |
|------------|-------------------|
| L-W-H (MM) | ARTICLE NUMBER(S) |
| 143-43-30 | 002-90789 |



Mounting accessories

PRIMED CONCRETE MOUNTING HOUSING

| | | |
|-----------------|-------------|-------------------|
| COLOUR | L-W-H (MM) | ARTICLE NUMBER(S) |
| white aluminium | 614-307-120 | 048-2695110 |



Optional electrical accessories

DIN RAIL POWER SUPPLY

| | | |
|-------|------------|-------------------|
| TYPE | L-W-H (MM) | ARTICLE NUMBER(S) |
| 160 W | 72-90-63 | 005-6520210 |



DIN RAIL LED DRIVER

| | | |
|--------------------------------|------------|-------------------|
| TYPE | L-W-H (MM) | ARTICLE NUMBER(S) |
| DALI-2 200-1050 mA 2 x 42W | 36-88-59 | 005-6121030 |



SASSO 100 square wallwasher/floor

trim

048-2750111W 048-2797318 002-90789



Project / Type

Notes

Count / Date

Optional electrical accessories

POWER SUPPLY PREWIRED

| TYPE | ARTICLE NUMBER(S) |
|-----------------------------|-------------------|
| with junktion box DALI-2 | 002-90767A |
| with junktion box DALI-2 | 002-90789A |
| with junktion box DALI-2 | 002-90776A |
| with junktion box non DIM | 002-90766A |
| with junktion box non DIM | 002-90780A |
| with junktion box non DIM | 002-90774A |

Electrical accessories

THROUGH WIRING CONNECTION BOX

| TYPE | L·W·H (MM) | ARTICLE NUMBER(S) |
|--|------------|-------------------|
| non DIM cable ø 4 – 12 mm, Linect®-Ready | 105-58-30 | 005-2531110 |
| DALI cable ø 4 – 12 mm, Linect®-Ready | 105-58-30 | 005-2551110 |

