

SASSO 100 square wallwasher/floor

trim

048-2750911W 048-279731G 002-90767



Project / Type

Notes

Count / Date



General

Ceiling , Recessed

black , RAL 9005 ¹

Mounting set white aluminium

IP20

1870 lm

fixture 128 lm/W²

LED

2700 K

CRI ≥ 90

L80 / 50000 h

initial MacAdam ≤ 2 SDCM

R_g: 97 , R_f: 91 , R_{1-15}: 87

MR 0.52

MDER 0.47

Optical

wallwasher floor

PstLM ≤ 1.0 ³

SVM ≤ 0.4 ³

Electrical

DALI-2

220-240 V

system 17.2 W

fixture 14.6 W

36 V_f

450 mA

PC2

Physical

trim

length 118 mm

width 118 mm

height 96 mm

0.74 kg

Cutout

length 112 mm

width 112 mm

min. ceiling thickness 2 mm

max. ceiling thickness 25 mm

recessed depth 100 mm

¹ RAL code


² incl. consideration of optical losses & internal control unit losses

³ Value of containing product at full load (undimmed)

Installation instructions

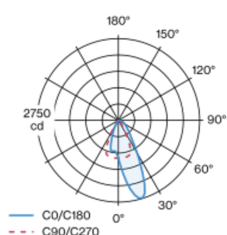


Lighting calculator

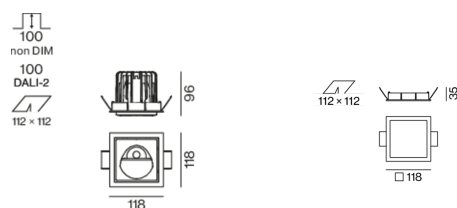


Recessed square spotlight in die-cast aluminium; 1 lamp; surface black; installation without tools in mounting set due to patented ball catch system; square installation housing; with trim white aluminium; suitable for ceiling thickness of 2-25 mm; passive cooling of the LEDs through improved heat sink geometry; with COB (Chip on Board) technology for maximum efficiency; no appearance of multiple shadows; light colour 2700 K; binning initial MacAdam ≤ 2 SDCM; CRI ≥ 90; min. 80% of luminous flux after 50000 operating hours; energy efficient LEDs with high CRI; with specially computed, asymmetrical reflector for homogeneous lighting intensity; high quality reflector with micro-faceted, aluminum-vaporised surface; PC2; 220-240 V; incl. DALI-2 converter; through wiring connection box, 3-pole or 5-pole, available as an accessory; accessories are listed separately; light source replaceable by an authorized professional; control gear replaceable by an authorized professional;

Light distribution



Product drawing



SASSO 100 square wallwasher/floor

trim

048-2750911W 048-279731G 002-90767



Project / Type

Notes

Count / Date

Maintenance Factors

Operating Time [h]	10 000	20 000	30 000	40 000	50 000
LLMF	0.964	0.923	0.884	0.847	0.811
LSF	1	1	1	1	1
MF	LMF × RSMF × LLMF × LSF		RSMF ^a	Room Surface Maintenance Factor	
MF	Maintenance Factor		LLMF	Lamp Lumens Maintenance Factor	
LMF ^a	Luminaire Maintenance Factor		LSF	Lamp Survival Faktor	

^a According to "CIE 97, Maintenance of indoor electric lighting systems", 2005, ISBN 3-900-734-34-8. The values must be determined by the planner.

Circuit Breaker Types

Automatic Circuit Breaker Type	Number of Fixtures
B10	18
B16	30
C10	23
C16	36

Components

MOUNTING SET with trim

TYPE	COLOUR	L-W-H (MM)	ARTICLE NUMBER(S)
for intermediate ceilings	white aluminium	118-118-35	048-279731G



POWER SUPPLY

L-W-H (MM)	ARTICLE NUMBER(S)
143-43-30	002-90767

Mounting accessories

PRIMED CONCRETE MOUNTING HOUSING

COLOUR	L-W-H (MM)	ARTICLE NUMBER(S)
white aluminium	614-307-120	048-2695110



Optional electrical accessories

DIN RAIL POWER SUPPLY

TYPE	L-W-H (MM)	ARTICLE NUMBER(S)
160 W	72-90-63	005-6520210



DIN RAIL LED DRIVER

TYPE	L-W-H (MM)	ARTICLE NUMBER(S)
DALI-2 200-1050 mA 2 x 42W	36-88-59	005-6121030



SASSO 100 square wallwasher/floor

trim

048-2750911W 048-279731G 002-90767



Project / Type

Notes

Count / Date

Optional electrical accessories

POWER SUPPLY PREWIRED

TYPE	ARTICLE NUMBER(S)
with junktion box DALI-2	002-90767A
with junktion box DALI-2	002-90789A
with junktion box DALI-2	002-90776A
with junktion box non DIM	002-90766A
with junktion box non DIM	002-90780A
with junktion box non DIM	002-90774A

Electrical accessories

THROUGH WIRING CONNECTION BOX

TYPE	L-W-H (MM)	ARTICLE NUMBER(S)
non DIM cable ø 4 – 12 mm, Linect®-Ready	105-58-30	005-2531110
DALI cable ø 4 – 12 mm, Linect®-Ready	105-58-30	005-2551110

