

SASSO 100 square wallwasher/floor

trim 2 lamps


048-2750917W 048-2799317 002-90789



Project / Type

Notes

Count / Date



General

Ceiling , Recessed

white , RAL 9016 ¹

Mounting set traffic white

IP20

5180 lm

fixture 121 lm/W²

LED

2700 K

CRI ≥ 90

L80 / 50000 h

initial MacAdam ≤ 2 SDCM

R_g: 97 , R_f: 91 , R_{1-15}: 87

MR 0.52

MDER 0.47

Optical

wallwasher floor

PstLM ≤ 1.0 ³

SVM ≤ 0.4 ³

Electrical

DALI-2

220-240 V

system 50 W

fixture 21.5 W

36 Vf

650 mA

fixture 43 W

PC2

Physical

trim

length 218 mm

width 118 mm

height 96 mm

0.62 kg

Cutout

length 210 mm

width 112 mm

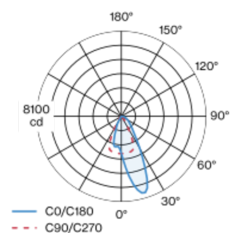
min. ceiling thickness 2 mm

max. ceiling thickness 25 mm

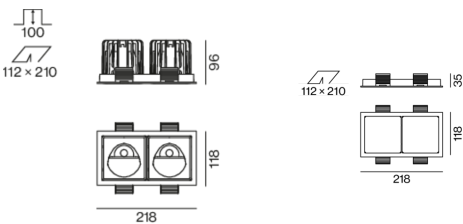
recessed depth 100 mm

Recessed square spotlight in die-cast aluminium; 2 lamps; surface white; installation without tools in mounting set due to patented ball catch system; rectangular installation housing; with trim traffic white; suitable for ceiling thickness of 2-25 mm; passive cooling of the LEDs through improved heat sink geometry; with COB (Chip on Board) technology for maximum efficiency; no appearance of multiple shadows; light colour 2700 K; binning initial MacAdam ≤ 2 SDCM; CRI ≥ 90; min. 80% of luminous flux after 50000 operating hours; energy efficient LEDs with high CRI; with specially computed, asymmetrical reflector for homogeneous lighting intensity; high quality reflector with micro-faceted, aluminum-vaporised surface; PC2; 220-240 V; incl. DALI-2 converter; through wiring connection box, 3-pole or 5-pole, available as an accessory; accessories are listed separately; light source replaceable by an authorized professional; control gear replaceable by an authorized professional;

Light distribution



Product drawing



¹ RAL code
² incl. consideration of optical losses & internal control unit losses
³ Value of containing product at full load (undimmed)

Installation instructions



Lighting calculator

