

SASSO 40 round wallwasher

trim 2 lamps


048-2840219A 048-2898317



Project / Type

Notes

Count / Date



General

Ceiling , Recessed

rotation 360°

gold , RAL 260-M ¹

traffic white

IP20

900 lm

fixture 72 lm/W²

LED

3500 K

CRI ≥ 90

L90 / 50000 h

MR 0.82

MDER 0.74

Optical

wallwasher

beam angle 118°

PstLM ≤ 1.0 ³

SVM ≤ 0.4 ³

Electrical

DALI-2

220-240 V

system 14.7 W

fixture 6.2 W

36 Vf

200 mA

fixture 12.5 W

PC2

Physical

trim

length 122 mm

width 60 mm

height 55 mm

0.34 kg

Cutout

diameter 56 mm

length 114 mm

width 114 mm

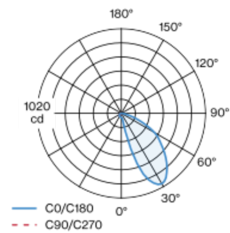
min. ceiling thickness 2 mm

max. ceiling thickness 25 mm

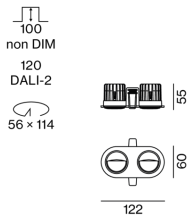
recessed depth 120 mm

Round recessed spotlight in die-cast aluminium; 2 lamps; surface gold; 360° rotatable; , installation without tools in mounting set due to patented ball catch system; oval installation housing; with trim traffic white; suitable for ceiling thickness of 2-25 mm; passive cooling of the LEDs through improved heat sink geometry; no multiple shadows; light colour 3500 K; CRI ≥ 90; min. 90% of luminous flux after 50000 operating hours; energy efficient LEDs with high CRI; with specially computed, asymmetrical reflector for homogeneous lighting intensity; high quality reflector with micro-faceted, aluminum-vaporised surface; PC2; 220-240 V; incl. DALI-2 converter; light source replaceable by an authorized professional; control gear replaceable by an authorized professional;

Light distribution



Product drawing



SASSO 40 round wallwasher

trim 2 lamps

048-2840219A 048-2898317



Project / Type

Notes

Count / Date

Installation
instructions



Lighting
calculator



SASSO 40 round wallwasher

trim 2 lamps
048-2840219A 048-2898317



Project / Type

Notes

Count / Date

Maintenance Factors

Operating Time [h]	10 000	20 000	30 000	40 000	50 000
LLMF	0.963	0.954	0.945	0.937	0.928
LSF	1	1	1	1	1
MF	LMF × RSMF × LLMF × LSF		RSMF ^a	Room Surface Maintenance Factor	
MF	Maintenance Factor		LLMF	Lamp Lumens Maintenance Factor	
LMF ^a	Luminaire Maintenance Factor		LSF	Lamp Survival Faktor	

^a According to "CIE 97, Maintenance of indoor electric lighting systems", 2005, ISBN 3-900-734-34-8. The values must be determined by the planner.

Circuit Breaker Types

Automatic Circuit Breaker Type	Number of Fixtures
B10	72
B16	115
C10	106
C16	170

Components

MOUNTING SET with trim 2 lamps

TYPE	COLOUR	L-W-H (MM)	ARTICLE NUMBER(S)
for intermediate ceilings	traffic white	122-60-13	048-2898317



Optional electrical accessories

DIN RAIL POWER SUPPLY

TYPE	L-W-H (MM)	ARTICLE NUMBER(S)
160 W	72-90-63	005-6520210



DIN RAIL LED DRIVER

TYPE	L-W-H (MM)	ARTICLE NUMBER(S)
DALI-2 200-1050 mA 2 x 42W	36-88-59	005-6121030

