

SASSO 40 round wallwasher/floor


trim 2 lamps
048-2840119W 048-2898317



Project / Type

Notes

Count / Date



General

Ceiling , Recessed

rotation 360°

gold , RAL 260-M ¹

traffic white

IP20

1670 lm

fixture 120 lm/W²

LED

4000 K

CRI ≥ 90

L85 / 50000 h

initial MacAdam ≤ 3 SDCM

R_g: 99 , R_r: 92 , R₍₁₋₅₎: 90

MR 0.81

MDER 0.74

Optical

wallwasher floor

beam angle 53°

PstLM ≤ 1.0 ³

SVM ≤ 0.4 ³

Electrical

DALI-2

220-240 V

system 16.4 W

fixture 6.9 W

36 Vf

200 mA

fixture 13.9 W

PC2

Physical

trim

length 122 mm

width 60 mm

height 51 mm

0.34 kg

Cutout

diameter 56 mm

length 114 mm

width 114 mm

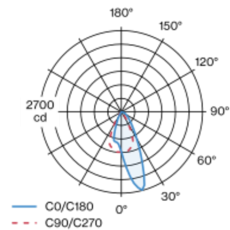
min. ceiling thickness 2 mm

max. ceiling thickness 25 mm

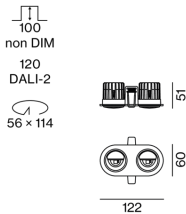
recessed depth 120 mm

Round recessed spotlight in die-cast aluminium; 2 lamps; surface gold; 360° rotatable; , installation without tools in mounting set due to patented ball catch system; oval installation housing; with trim traffic white; suitable for ceiling thickness of 2-25 mm; passive cooling of the LEDs through improved heat sink geometry; no multiple shadows; light colour 4000 K; binning initial MacAdam ≤ 3 SDCM; CRI ≥ 90; min. 85% of luminous flux after 50000 operating hours; energy efficient LEDs with high CRI; with specially computed, asymmetrical reflector for homogeneous lighting intensity; high quality reflector with micro-faceted, aluminum-vaporised surface; PC2; 220-240 V; incl. DALI-2 converter; light source replaceable by an authorized professional; control gear replaceable by an authorized professional;

Light distribution



Product drawing



SASSO 40 round wallwasher/floor

trim 2 lamps

048-2840119W 048-2898317



Project / Type

Notes

Count / Date

Installation
instructions



Lighting
calculator



SASSO 40 round wallwasher/floor

trim 2 lamps
048-2840119W 048-2898317



Project / Type

Notes

Count / Date

Maintenance Factors

Operating Time [h]	10 000	20 000	30 000	40 000	50 000
LLMF	0.982	0.954	0.926	0.899	0.873
LSF	1	1	1	1	1
MF	LMF × RSMF × LLMF × LSF		RSMF ^a Room Surface Maintenance Factor		
MF	Maintenance Factor		LLMF Lamp Lumens Maintenance Factor		
LMF ^a	Luminaire Maintenance Factor		LSF Lamp Survival Faktor		

^a According to "CIE 97, Maintenance of indoor electric lighting systems", 2005, ISBN 3-900-734-34-8. The values must be determined by the planner.

Circuit Breaker Types

Automatic Circuit Breaker Type	Number of Fixtures
B10	72
B16	115
C10	106
C16	170

Components

MOUNTING SET with trim 2 lamps

TYPE	COLOUR	L-W-H (MM)	ARTICLE NUMBER(S)
for intermediate ceilings	traffic white	122-60-13	048-2898317



Optional electrical accessories

DIN RAIL POWER SUPPLY

TYPE	L-W-H (MM)	ARTICLE NUMBER(S)
160 W	72-90-63	005-6520210



DIN RAIL LED DRIVER

TYPE	L-W-H (MM)	ARTICLE NUMBER(S)
DALI-2 200-1050 mA 2 x 42W	36-88-59	005-6121030

