


SASSO 60 square downlight

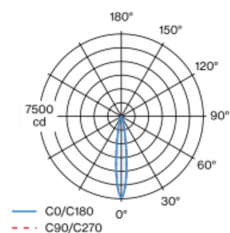
semi-recessed

048-30019179S 002-90790

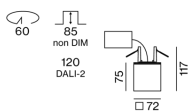


Square semi-recessed spotlight made of aluminium; surface white powder coated; Inner colour lacquered in gold; luminaire housing can be attached to mounting plate without tools by interlock; passive cooling of the LEDs through improved heat sink geometry; with COB (Chip on Board) technology for maximum efficiency; no appearance of multiple shadows; light colour 2700 K; binning initial MacAdam ≤ 2 SDCM; CRI ≥ 90 ; energy efficient LEDs with high CRI; incl. high quality lens system; precise radiation characteristic with 15° beam; UGR ≤ 13 ; VDU compatible workplace luminaire according to DIN EN 12464-1; luminance above $65^\circ \leq 1500$ cd/m²; degree of protection IP40; PC2; 220-240 V; incl. DALI-2 converter; flicker-free visual comfort through analogue current control (minimum value 1%); external converter for ceiling insertion, through-wiring suitable; light source replaceable by an authorized professional; control gear replaceable by an authorized professional;

Light distribution



Product drawing



Project / Type	
Notes	
Count / Date	



General

Ceiling , Semi-Recessed
white , RAL 9016 ¹
Inner colour gold
front IP40 , back IP20
860 lm
fixture 79 lm/W ²

LED

2700 K
CRI ≥ 90
initial MacAdam ≤ 2 SDCM
R _g : 97 , R _f : 91 , R _{f(1-15)} : 87
MR 0.52
MDER 0.47

Optical

spot
beam angle 15°
UGR < 13 , $\geq 65^\circ < 1500$ cd/m ²
PstLM ≤ 1.0 ³
SVM ≤ 0.4 ³

Electrical

DALI-2
220-240 V
system 12.8 W
fixture 10.9 W
36 Vf
300 mA
PC2
1 DALI Addr.

Physical

length 72 mm
width 72 mm
height 75 mm
0.52 kg

Cutout

diameter 60 mm
recessed depth 120 mm

¹ RAL code
² FIXTURE: incl. consideration of optical losses & internal control unit losses SYSTEM: incl. consideration of optical losses, internal control unit losses & operating device efficiency.
³ Value of containing product at full load (undimmed)

Installation instructions



Lighting calculator



SASSO 60 square
downlight

semi-recessed

048-30019179S 002-90790



Project / Type

Notes

Count / Date

Circuit Breaker Types

Automatic Circuit Breaker Type	Number of Fixtures
B10	72
B16	115
C10	106
C16	170

Components

POWER SUPPLY

ARTICLE NUMBER(S)

002-90790

Optional electrical accessories

DIN RAIL POWER SUPPLY

TYPE	L.W-H (MM)	ARTICLE NUMBER(S)
160 W	72-90-63	005-6520210



DIN RAIL LED DRIVER

TYPE	L.W-H (MM)	ARTICLE NUMBER(S)
DALI-2 200-1050 mA 2 x 42W	36-88-59	005-6121030

