

# SASSO 60 base square downlight 1 lamp

ceiling


048-30302371W



Project / Type \_\_\_\_\_

Notes \_\_\_\_\_

Count / Date \_\_\_\_\_



### General

Ceiling , Surface \_\_\_\_\_

white , RAL 9016 <sup>1</sup> \_\_\_\_\_

Inner colour black \_\_\_\_\_

IP20 \_\_\_\_\_

848 lm \_\_\_\_\_

### LED

3500 K \_\_\_\_\_

CRI ≥ 90 \_\_\_\_\_

L80 / 50000 h \_\_\_\_\_

initial MacAdam ≤ 2 SDCM \_\_\_\_\_

R<sub>g</sub>: 99 , R<sub>r</sub>: 90 , R<sub>t(1-15)</sub>: 89 \_\_\_\_\_

MR 0.7 \_\_\_\_\_

MDER 0.64 \_\_\_\_\_

### Optical

wide flood \_\_\_\_\_

beam angle 57° \_\_\_\_\_

PstLM ≤ 1.0 <sup>2</sup> \_\_\_\_\_

SVM ≤ 0.4 <sup>2</sup> \_\_\_\_\_

### Electrical

DALI-2 \_\_\_\_\_

220-240 V \_\_\_\_\_

system 10.2 W \_\_\_\_\_

system 83 lm/W<sup>3</sup> \_\_\_\_\_

PC1 \_\_\_\_\_

### Physical

length 180 mm \_\_\_\_\_

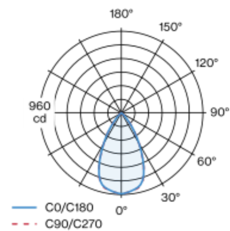
width 80 mm \_\_\_\_\_

height 81 mm \_\_\_\_\_

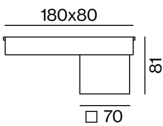
0.5 kg \_\_\_\_\_

Surface mounted spotlight made of aluminium; 1 lamp; square spotlight head; surface white powder coated; Inner colour lacquered in black; surface mounted housing in aluminium incl. converter; mounting plate with pre-assembled converter unit can be pre-mounted; luminaire housing can be attached without tools by interlock; passive cooling of the LEDs through improved heat sink geometry; with COB (Chip on Board) technology for maximum efficiency; no appearance of multiple shadows; light colour 3500 K; binning initial MacAdam ≤ 2 SDCM; CRI ≥ 90; min. 80% of luminous flux after 50000 operating hours; energy efficient LEDs with high CRI; incl. high quality lens system; precise radiation characteristic with 57° beam; degree of protection IP20; PC1; 220-240 V; incl. DALI-2 converter; flicker-free visual comfort through analogue current control (minimum value 1%); luminaire for through wiring; light source replaceable by an authorized professional; control gear replaceable by an authorized professional;

### Light distribution



### Product drawing



<sup>1</sup> RAL code <sup>2</sup> Value of containing product at full load (undimmed)  
<sup>3</sup> incl. consideration of optical losses, internal control unit losses  
& operating device efficiency

### Installation instructions



### Lighting calculator



# SASSO 60 base square downlight 1 lamp

ceiling  
048-30302371W



Project / Type

Notes

Count / Date

## Maintenance Factors

Operating Time [h]	10 000	20 000	30 000	40 000	50 000
LLMF	0.964	0.923	0.884	0.847	0.811
LSF	1	1	1	1	1
MF	LMF × RSMF × LLMF × LSF		RSMF <sup>a</sup>	Room Surface Maintenance Factor	
MF	Maintenance Factor		LLMF	Lamp Lumens Maintenance Factor	
LMF <sup>a</sup>	Luminaire Maintenance Factor		LSF	Lamp Survival Faktor	

<sup>a</sup> According to "CIE 97, Maintenance of indoor electric lighting systems", 2005, ISBN 3-900-734-34-8. The values must be determined by the planner.

## Circuit Breaker Types

Automatic Circuit Breaker Type	Number of Fixtures
B10	72
B16	115
C10	106
C16	170

