

SASSO 60 base square downlight 1 lamp

ceiling


048-30302179W



Project / Type

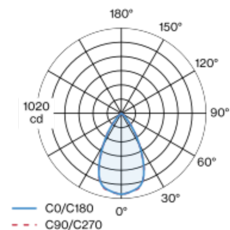
Notes

Count / Date

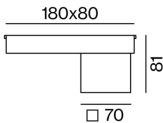


Surface mounted spotlight made of aluminium; 1 lamp; square spotlight head; surface white powder coated; Inner colour lacquered in gold; surface mounted housing in aluminium incl. converter; mounting plate with pre-assembled converter unit can be pre-mounted; luminaire housing can be attached without tools by interlock; passive cooling of the LEDs through improved heat sink geometry; with COB (Chip on Board) technology for maximum efficiency; no appearance of multiple shadows; light colour 3500 K; binning initial MacAdam ≤ 2 SDCM; CRI ≥ 90 ; min. 80% of luminous flux after 50000 operating hours; energy efficient LEDs with high CRI; incl. high quality lens system; precise radiation characteristic with 57° beam; degree of protection IP20; PC1; 220-240 V; incl. converter, non dimmable; luminaire for through wiring; light source replaceable by an authorized professional; control gear replaceable by an authorized professional;

Light distribution



Product drawing



General

Ceiling , Surface

white , RAL 9016 ¹

Inner colour gold

IP20

892 lm

LED

3500 K

CRI ≥ 90

L80 / 50000 h

initial MacAdam ≤ 2 SDCM

R_g: 99 , R_f: 90 , R_{t(1-15)}: 89

MR 0.7

MDER 0.64

Optical

wide flood

beam angle 57°

PstLM ≤ 1.0 ²

SVM ≤ 0.4 ²

Electrical

non DIM

220-240 V

system 10.2 W

system 87 lm/W³

PC1

Physical

length 180 mm

width 80 mm

height 81 mm

0.5 kg

¹ RAL code ² Value of containing product at full load (undimmed)
³ incl. consideration of optical losses, internal control unit losses & operating device efficiency

Installation instructions



Lighting calculator



SASSO 60 base square downlight 1 lamp

ceiling
048-30302179W



Project / Type

Notes

Count / Date

Maintenance Factors

Operating Time [h]	10 000	20 000	30 000	40 000	50 000
LLMF	0.964	0.923	0.884	0.847	0.811
LSF	1	1	1	1	1
MF	LMF × RSMF × LLMF × LSF		RSMF ^a	Room Surface Maintenance Factor	
MF	Maintenance Factor		LLMF	Lamp Lumens Maintenance Factor	
LMF ^a	Luminaire Maintenance Factor		LSF	Lamp Survival Faktor	

^a According to "CIE 97, Maintenance of indoor electric lighting systems", 2005, ISBN 3-900-734-34-8. The values must be determined by the planner.

Circuit Breaker Types

Automatic Circuit Breaker Type	Number of Fixtures
B10	39
B13	63
B16	79
C10	63
C13	101
C16	126

