

INTO 625

recessed


064-5110137RX



Project / Type

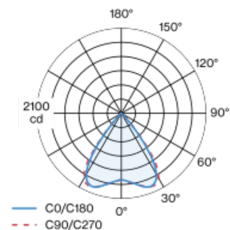
Notes

Count / Date

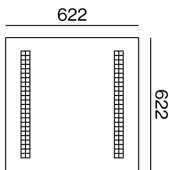


Square lay-in luminaire made of sheet steel; for modular ceilings 625 x 625 with visible grid system; surface Traffic White powder coated; two linear light insets made of plastic; high quality reflector with micro-faceted, aluminum-vaporised surface; Reflector Chrome; precise radiation characteristic with symmetrical light distribution; exchangeable light insets; UGR ≤ 19; VDU compatible workplace luminaire according to DIN EN 12464-1; luminance above 65° ≤ 1500 cd/m²; light colour 4000 K; binning initial MacAdam ≤ 3 SDCM; CRI ≥ 90; min. 90% of luminous flux after 50000 operating hours; energy efficient LEDs with high CRI; degree of protection IP20; PC2; 220-240 V; incl. DALI-2 converter; converter suitable for through-wiring; plug and play connection cables between light insets and converter with plug/socket system; light source replaceable by an authorized professional; control gear replaceable by an authorized professional;

Light distribution



Product drawing



General

Ceiling , Recessed

Traffic White , RAL 9016 ¹

Reflector Chrome

IP20

2830 lm

LED

4000 K

CRI ≥ 90

L90 / 50000 h

initial MacAdam ≤ 3 SDCM

R_g: 99 , R_f: 92 , R_{f(1-15)}: 90

MR 0.81

MDER 0.74

Optical

super wide flood

UGR ≤ 19 , ≥65° <1500 cd/m²

PstLM ≤ 1.0 ²

SVM ≤ 0.4 ²

Electrical

DALI-2

220-240 V

system 20.0 W

system 142 lm/W³

PC2

1 DALI Addr.

Physical

length 625 mm

width 625 mm

height 15 mm

Cutout

recessed depth 15 mm

¹ RAL code ² Value of containing product at full load (undimmed)
³ incl. consideration of optical losses, internal control unit losses & operating device efficiency

Lighting calculator



INTO 625

recessed

064-5110137RX



Project / Type

Notes

Count / Date

Maintenance Factors

Operating Time [h]	10 000	20 000	30 000	40 000	50 000
LLMF	0.98	0.96	0.94	0.92	0.9
LSF	1	1	1	1	1
MF	LMF × RSMF × LLMF × LSF		RSMF ^a	Room Surface Maintenance Factor	
MF	Maintenance Factor		LLMF	Lamp Lumens Maintenance Factor	
LMF ^a	Luminaire Maintenance Factor		LSF	Lamp Survival Faktor	

^a According to "CIE 97, Maintenance of indoor electric lighting systems", 2005, ISBN 3-900-734-34-8. The values must be determined by the planner.

Circuit Breaker Types

Automatic Circuit Breaker Type	Number of Fixtures
B10	37
B16	60
C10	37
C16	60

