

FRAME 40 mid lumen

trim system

042-0112137 006-4210010H 042-7002018



Project / Type

Notes

Count / Date



General

Ceiling , Recessed

black , RAL 9005 ¹

IP20

1470 lm

1470 lm/m

LED

4000 K

CRI ≥ 90

L90 / 50000 h

initial MacAdam ≤ 3 SDCM

R_g: 99 , R_r: 92 , R_{t(1-15)}: 90

MR 0.81

MDER 0.74

Optical

High Performance Opal

opal (lambertsch)

P_{stLM} ≤ 1.0 ²

SVM ≤ 0.4 ²

Electrical

DALI-2

220-240 V

system 12.1 W

system 121 lm/W³

PC1

12 W/m

Physical

trim

length 1000 mm

width 55 mm

height 60 mm

1.7 kg

Cutout

length 1010 mm

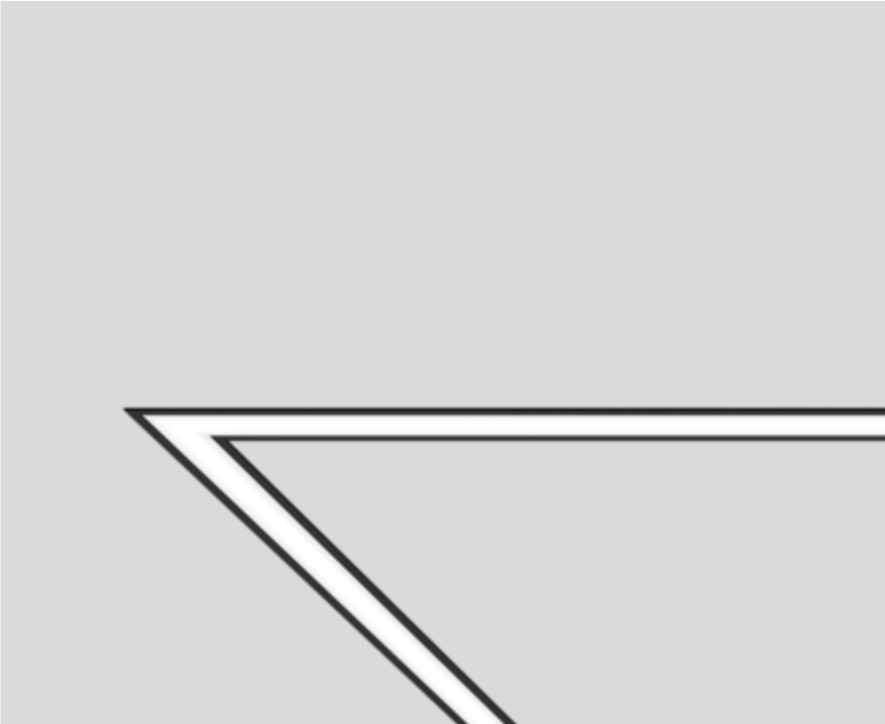
width 45 mm

min. ceiling thickness 8 mm

max. ceiling thickness 25 mm

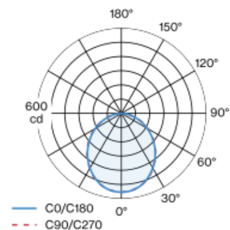
recessed depth 100 mm

¹ RAL code ² Value of containing product at full load (undimmed)
³ FIXTURE: incl. consideration of optical losses & internal control unit losses SYSTEM: incl. consideration of optical losses, internal control unit losses & operating device efficiency.

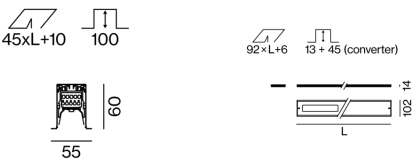


Luminaire housing made of extruded aluminium profile; recessed light with wrap around edge; for continuous lighting systems; suitable for ceiling thickness of 8-25 mm; surface black powder coated; luminaire profile can be pre-mounted; pre-assembled power rail for power supply in luminaire profile; voltage tap of the light inset on the power rail; remaining lamp components mounted without tools; LED light inset consisting of highly reflective lacquered aluminium for improved thermal management; light colour 4000 K; binning initial MacAdam ≤ 3 SDCM; CRI ≥ 90; min. 90% of luminous flux after 50000 operating hours; energy efficient LEDs with high CRI; degree of protection IP20; PC1; 220-240 V; internal wiring in light halogen free; incl. DALI-2 converter; accessories are listed separately; light source replaceable by an authorized professional; control gear replaceable by an authorized professional;

Light distribution



Product drawing



Installation instructions



Lighting calculator



FRAME 40 mid lumen

trim system

042-0112137 006-4210010H 042-7002018



Project / Type _____

Notes _____

Count / Date _____

Maintenance Factors

Operating Time [h]	10 000	20 000	30 000	40 000	50 000
LLMF	0.98	0.96	0.94	0.92	0.9
LSF	1	1	1	1	1
MF	LMF × RSMF × LLMF × LSF		RSMF ^a	Room Surface Maintenance Factor	
MF	Maintenance Factor		LLMF	Lamp Lumens Maintenance Factor	
LMF ^a	Luminaire Maintenance Factor		LSF	Lamp Survival Faktor	

^a According to "CIE 97, Maintenance of indoor electric lighting systems", 2005, ISBN 3-900-734-34-8. The values must be determined by the planner.

Circuit Breaker Types

Automatic Circuit Breaker Type	Number of Fixtures
B10	21
B13	27
B16	34
B20	42
C10	35
C13	45
C16	56
C20	70

Components

LINEAR COVER

TYPE	ARTICLE NUMBER(S)
1000 mm	006-4210010H

INSTALLATION CHANNEL

COLOUR	L-W-H (MM)	ARTICLE NUMBER(S)
jet black	1000-55-60	042-7002018

Mounting accessories

END CAPS

TYPE	COLOUR	L-W-H (MM)	ARTICLE NUMBER(S)
1 pair	traffic white	55-60-8	042-7090017
1 pair	white aluminium	55-60-8	042-709001G
1 pair	jet black	55-60-8	042-7090018

Mounting accessories

LINEAR CONNECTOR

TYPE	COLOUR	L-W-H (MM)	ARTICLE NUMBER(S)
mechanical	jet black	120-36-14	042-7091110
mechanical & electrical	jet black	120-36-14	042-7091230

OPAL COVER LINEAR CONNECTOR

COLOUR	L-W-H (MM)	ARTICLE NUMBER(S)
pure white	120-36-14	042-1091910

MICROPRISMATIC COVER LINEAR CONNECTOR

COLOUR	L-W-H (MM)	ARTICLE NUMBER(S)
pure white	120-36-14	042-1091810



FRAME 40 mid lumen

trim system

042-0112137 006-4210010H 042-7002018



Project / Type

Notes

Count / Date

Mounting accessories

MOUNTING BRACKET

TYPE	ARTICLE NUMBER(S)
1 piece	042-7092110
25 pieces	042-7092110.25



Electrical accessories

POWER FEEDER UNIT

L-W-H (MM)	ARTICLE NUMBER(S)
80-36-17	042-1093230



Optical accessories

BLIND COVER

TYPE	COLOUR	ARTICLE NUMBER(S)
1000 mm	traffic white	006-4210017B
1000 mm	jet black	006-4210018B
1000 mm	white aluminium	006-421001GB
2000 mm	traffic white	006-4220017B
2000 mm	jet black	006-4220018B
2000 mm	white aluminium	006-422001GB
3000 mm	traffic white	006-4230017B
3000 mm	jet black	006-4230018B
3000 mm	white aluminium	006-423001GB



CONTINUOUS LINEAR COVER

TYPE	ARTICLE NUMBER(S)
25000 mm	006-2225010H
6000 mm	006-2206010H

