


MINO 40 flex mid lumen

ceiling / suspended system

042-011F037 006-4210010H 042-1002018



Project / Type
Notes
Count / Date



General

Ceiling , Suspended
black , RAL 9005 ¹
IP20
1360 lm
1360 lm/m

LED

3000 K
CRI ≥ 90
L90 / 50000 h
initial MacAdam ≤ 3 SDCM
R _g : 99 , R _r : 91 , R _{t(1-15)} : 89
MR 0.61
MDER 0.55

Optical

High Performance Opal
opal (lambertsch)
PstLM ≤ 1.0 ²
SVM ≤ 0.4 ²

Electrical

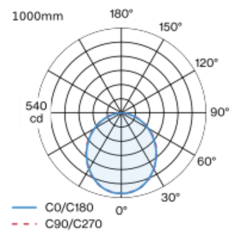
DALI-2
220-240 V
system 12.1 W
PC1
system 112 lm/W ³
12 W/m

Physical

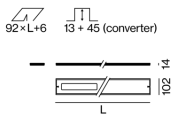
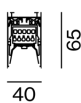
length 1000 mm
width 40 mm
height 65 mm
5.5 kg
L (mm): 500 - 1000, breakable every 62.5mm

Luminaire housing made of extruded aluminium profile; angular design; for continuous lighting systems; light tight final end caps made of aluminium (available as an accessory); no visible screws; surface black powder coated; for ceiling surface mounting or suspended mounting (1500 mm cable suspension as an accessory); height adjustment without tools; luminaire profile can be pre-mounted; pre-assembled power rail for power supply in luminaire profile; voltage tap of the light inset on the power rail; remaining lamp components mounted without tools; LED light inset consisting of highly reflective lacquered aluminium for improved thermal management; light colour 3000 K; binning initial MacAdam ≤ 3 SDCM; CRI ≥ 90; min. 90% of luminous flux after 50000 operating hours; energy efficient LEDs with high CRI; degree of protection IP20; PC1; 220-240 V; internal wiring in light halogen free; incl. DALI-2 converter; accessories are listed separately; light source replaceable by an authorized professional; control gear replaceable by an authorized professional;

Light distribution



Product drawing



¹ RAL code ² Value of containing product at full load (undimmed)
³ incl. optical losses and the efficiency of the operating device (converter)

Installation instructions



Lighting calculator

