

# FRAME 40 flex high lumen

trim system

042-012F137 006-4210010Z 042-700201G



Project / Type

Notes

Count / Date



### General

Ceiling , Recessed

grey , RAL 9006 <sup>1</sup>

IP20

2000 lm

2000 lm/m

### LED

4000 K

CRI ≥ 90

L90 / 50000 h

initial MacAdam ≤ 3 SDCM

R<sub>g</sub>: 99 , R<sub>r</sub>: 92 , R<sub>t(1-15)</sub>: 90

MR 0.81

MDER 0.74

### Optical

Microprismatic

microprismatic

PstLM ≤ 1.0<sup>2</sup> <sup>3</sup>

SVM ≤ 0.4<sup>2</sup> <sup>3</sup>

### Electrical

DALI-2

220-240 V

system 18.5 W

system 108 lm/W<sup>4</sup>

PC1

18 W/m

### Physical

trim

length 1000 mm

width 55 mm

height 60 mm

5.5 kg

L (mm): 500 - 1000, breakable every 62.5mm

### Cutout

length 1010 mm

width 45 mm

min. ceiling thickness 8 mm

max. ceiling thickness 25 mm

recessed depth 100 mm

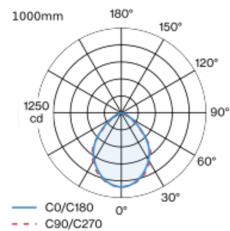
<sup>1</sup> RAL code <sup>2</sup> 1000mm

<sup>3</sup> Value of containing product at full load (undimmed)

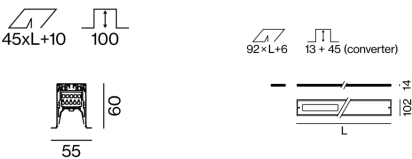
<sup>4</sup> FIXTURE: incl. consideration of optical losses & internal control unit losses SYSTEM: incl. consideration of optical losses, internal control unit losses & operating device efficiency.

Luminaire housing made of extruded aluminium profile; recessed light with wrap around edge; for continuous lighting systems; suitable for ceiling thickness of 8-25 mm; surface grey powder coated; luminaire profile can be pre-mounted; pre-assembled power rail for power supply in luminaire profile; voltage tap of the light inset on the power rail; remaining lamp components mounted without tools; LED light inset consisting of highly reflective lacquered aluminium for improved thermal management; light colour 4000 K; binning initial MacAdam ≤ 3 SDCM; CRI ≥ 90; min. 90% of luminous flux after 50000 operating hours; energy efficient LEDs with high CRI; micro prismatic PMMA diffuser incl. diffuser film for homogeneous illumination and reduced luminance; degree of protection IP20; PC1; 220-240 V; internal wiring in light halogen free; incl. DALI-2 converter; accessories are listed separately; light source replaceable by an authorized professional; control gear replaceable by an authorized professional;

### Light distribution



### Product drawing



### Installation instructions



### Lighting calculator



# FRAME 40 flex high lumen

trim system

042-012F137 006-4210010Z 042-700201G



Project / Type	
Notes	
Count / Date	

## Maintenance Factors

Operating Time [h]	10 000	20 000	30 000	40 000	50 000
LLMF	0.98	0.96	0.94	0.92	0.9
LSF	1	1	1	1	1
MF	LMF × RSMF × LLMF × LSF		RSMF <sup>a</sup> Room Surface Maintenance Factor		
MF	Maintenance Factor		LLMF Lamp Lumens Maintenance Factor		
LMF <sup>a</sup>	Luminaire Maintenance Factor		LSF Lamp Survival Faktor		

<sup>a</sup> According to "CIE 97, Maintenance of indoor electric lighting systems", 2005, ISBN 3-900-734-34-8. The values must be determined by the planner.

## Circuit Breaker Types

Automatic Circuit Breaker Type	Number of Fixtures
B10	21
B13	27
B16	34
B20	42
C10	35
C13	45
C16	56
C20	70

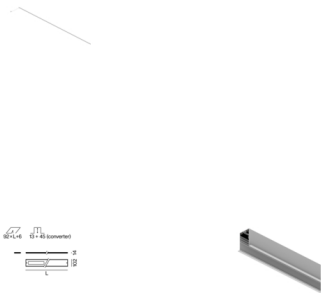
## Components

### LINEAR COVER

TYPE	ARTICLE NUMBER(S)
1000 mm	006-4210010Z

### INSTALLATION CHANNEL

COLOUR	L-W-H (MM)	ARTICLE NUMBER(S)
white aluminium	1000-55-60	042-700201G



## Mounting accessories

### END CAPS

TYPE	COLOUR	L-W-H (MM)	ARTICLE NUMBER(S)
1 pair	traffic white	55-60-8	042-7090017
1 pair	white aluminium	55-60-8	042-709001G
1 pair	jet black	55-60-8	042-7090018



## Mounting accessories

### LINEAR CONNECTOR

TYPE	COLOUR	L-W-H (MM)	ARTICLE NUMBER(S)
mechanical	jet black	120-36-14	042-7091110
mechanical & electrical	jet black	120-36-14	042-7091230



### OPAL COVER LINEAR CONNECTOR

COLOUR	L-W-H (MM)	ARTICLE NUMBER(S)
pure white	120-36-14	042-1091910



### MICROPRISMATIC COVER LINEAR CONNECTOR

COLOUR	L-W-H (MM)	ARTICLE NUMBER(S)
pure white	120-36-14	042-1091810



[042-012F137 006-4210010Z 042-700201G] The technical data represent rated values for an ambient temperature of 25°C. The data values for the luminous flux are initially subject to a tolerance of +/- 10%, those for the electrical connected load are initially subject to a tolerance of +/- 10%, and those for the colour temperature are initially subject to a tolerance of +/- 150 K. No liability is assumed for typographical or printing errors. The general terms and conditions of XAL GmbH apply.  
© XAL GmbH · Auer-Welsbach-Gasse 36 · 8055 Graz · Austria · [www.xal.com](http://www.xal.com)

05.04.2025

# FRAME 40 flex high lumen

trim system

042-012F137 006-4210010Z 042-700201G



Project / Type

Notes

Count / Date

## Mounting accessories

### MOUNTING BRACKET

TYPE	ARTICLE NUMBER(S)
1 piece	042-7092110
25 pieces	042-7092110.25



## Electrical accessories

### POWER FEEDER UNIT

L-W-H (MM)	ARTICLE NUMBER(S)
80-36-17	042-1093230



## Optical accessories

### BLIND COVER

TYPE	COLOUR	ARTICLE NUMBER(S)
1000 mm	traffic white	006-4210017B
1000 mm	jet black	006-4210018B
1000 mm	white aluminium	006-421001GB
2000 mm	traffic white	006-4220017B
2000 mm	jet black	006-4220018B
2000 mm	white aluminium	006-422001GB
3000 mm	traffic white	006-4230017B
3000 mm	jet black	006-4230018B
3000 mm	white aluminium	006-423001GB



### CONTINUOUS LINEAR COVER

TYPE	ARTICLE NUMBER(S)
25000 mm	006-2225010H
6000 mm	006-2206010H

