


MINO 40 flex high lumen

ceiling / suspended system

042-012G137 006-4220010H 042-1004018



Project / Type	
Notes	
Count / Date	



General

Ceiling , Suspended
black , RAL 9005 ¹
IP20
4530 lm
2260 lm/m

LED

4000 K
CRI ≥ 90
L90 / 50000 h
initial MacAdam ≤ 3 SDCM
R _g : 99 , R _r : 92 , R _{t(1-15)} : 90
MR 0.81
MDER 0.74

Optical

High Performance Opal
opal (lambertsch)
PstLM ≤ 1.0 ² ³
SVM ≤ 0.4 ² ³

Electrical

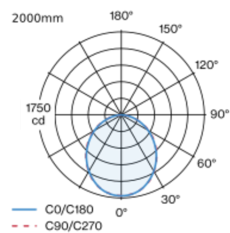
DALI-2
220-240 V
system 36 W
system 126 lm/W ⁴
PC1
18 W/m

Physical

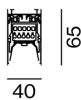
length 2000 mm
width 40 mm
height 65 mm
5.5 kg
L (mm): 1500 - 2000, breakable every 125mm

Luminaire housing made of extruded aluminium profile; angular design; for continuous lighting systems; light tight final end caps made of aluminium (available as an accessory); no visible screws; surface black powder coated; for ceiling surface mounting or suspended mounting (1500 mm cable suspension as an accessory); height adjustment without tools; luminaire profile can be pre-mounted; pre-assembled power rail for power supply in luminaire profile; voltage tap of the light inset on the power rail; remaining lamp components mounted without tools; LED light inset consisting of highly reflective lacquered aluminium for improved thermal management; light colour 4000 K; binning initial MacAdam ≤ 3 SDCM; CRI ≥ 90; min. 90% of luminous flux after 50000 operating hours; energy efficient LEDs with high CRI; degree of protection IP20; PC1; 220-240 V; internal wiring in light halogen free; incl. DALI-2 converter; accessories are listed separately; light source replaceable by an authorized professional; control gear replaceable by an authorized professional;

Light distribution



Product drawing



¹ RAL code ² 2000mm
³ Value of containing product at full load (undimmed)
⁴ incl. consideration of optical losses, internal control unit losses and operating device efficiency

Installation instructions



Lighting calculator



MINO 40 flex high lumen

ceiling / suspended system

042-012G137 006-4220010H 042-1004018



Project / Type	
Notes	
Count / Date	

Maintenance Factors

Operating Time [h]	10 000	20 000	30 000	40 000	50 000
LLMF	0.98	0.96	0.94	0.92	0.9
LSF	1	1	1	1	1
MF	LMF × RSMF × LLMF × LSF		RSMF ^a	Room Surface Maintenance Factor	
MF	Maintenance Factor		LLMF	Lamp Lumens Maintenance Factor	
LMF ^a	Luminaire Maintenance Factor		LSF	Lamp Survival Faktor	

^a According to "CIE 97, Maintenance of indoor electric lighting systems", 2005, ISBN 3-900-734-34-8. The values must be determined by the planner.

Circuit Breaker Types

Automatic Circuit Breaker Type	Number of Fixtures
B10	13
B13	17
B16	21
B20	27
C10	21
C13	28
C16	35
C20	45

Components

LINEAR COVER

TYPE	ARTICLE NUMBER(S)
2000 mm	006-4220010H

INSTALLATION CHANNEL

COLOUR	L-W-H (MM)	ARTICLE NUMBER(S)
jet black	2000-40-65	042-1004018

Mounting accessories

END CAPS

TYPE	COLOUR	L-W-H (MM)	ARTICLE NUMBER(S)
1 pair	pure white	65-40-4	042-1090017
1 pair	jet black	65-40-4	042-1090018
1 pair	white aluminium	65-40-4	042-109001G
1 pair	special colours	65-40-4	042-109001X
1 pair	traffic white	65-40-4	042-109001W

Mounting accessories

LINEAR CONNECTOR

TYPE	COLOUR	L-W-H (MM)	ARTICLE NUMBER(S)
mechanical	jet black	120-36-14	042-7091110
mechanical & electrical	jet black	120-36-14	042-7091230

OPAL COVER LINEAR CONNECTOR

COLOUR	L-W-H (MM)	ARTICLE NUMBER(S)
pure white	120-36-14	042-1091910

MICROPRISMATIC COVER LINEAR CONNECTOR

COLOUR	L-W-H (MM)	ARTICLE NUMBER(S)
pure white	120-36-14	042-1091810



MINO 40 flex high lumen

ceiling / suspended system

042-012G137 006-4220010H 042-1004018



Project / Type

Notes

Count / Date

Mounting accessories

CEILING FASTENER

COLOUR	L-W-H (MM)	ARTICLE NUMBER(S)
traffic white	67-31-8	050-2041117
jet black	67-31-8	050-2041118



CABLE SUSPENSION

COLOUR	ARTICLE NUMBER(S)
chrome	005-2152110



CANOPY

COLOUR	ARTICLE NUMBER(S)
traffic white	005-2311217
jet black	005-2311218



Electrical accessories

POWER FEEDER UNIT

L-W-H (MM)	ARTICLE NUMBER(S)
80-36-17	042-1093230



Electrical accessories

FEEDER CABLE

COLOUR	ARTICLE NUMBER(S)
pure white	005-2412417
jet black	005-2412418

Optical accessories

BLIND COVER

TYPE	COLOUR	ARTICLE NUMBER(S)
1000 mm	traffic white	006-4210017B
1000 mm	jet black	006-4210018B
1000 mm	white aluminium	006-421001GB
2000 mm	traffic white	006-4220017B
2000 mm	jet black	006-4220018B
2000 mm	white aluminium	006-422001GB
3000 mm	traffic white	006-4230017B
3000 mm	jet black	006-4230018B
3000 mm	white aluminium	006-423001GB
1000 mm	special colours	006-421001XB
2000 mm	special colours	006-422001XB
3000 mm	special colours	006-423001XB



CONTINUOUS LINEAR COVER

TYPE	ARTICLE NUMBER(S)
25000 mm	006-2225010H
6000 mm	006-2206010H

