

# SASSO 100 round adjustable trimless soft acoustic ceiling

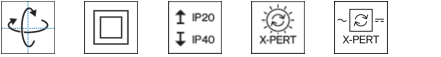
048-2720217S 048-2796198 002-90780



Project / Type

Notes

Count / Date



### General

Ceiling , Recessed

tilt max 30°

rotation 360°

white , RAL 9016 <sup>1</sup>

Mounting set traffic black for acoustic ceilings

front IP40 , back IP20

2140 lm

fixture 94 lm/W<sup>2</sup>

### LED

3500 K

CRI ≥ 90

L80 / 50000 h

initial MacAdam ≤ 2 SDCM

R<sub>g</sub>: 99 , R<sub>r</sub>: 90 , R<sub>t-15</sub>: 89

MR 0.7

MDER 0.64

### Optical

spot

beam angle 19°

UGR ≤ 19

### Electrical

non DIM

220-240 V

system 26.7 W

fixture 22.7 W

36 Vf

650 mA

PC2

### Physical

trimless for acoustic ceiling

diameter 114 mm

height 95 mm

0.47 kg

### Cutout

diameter 100 mm

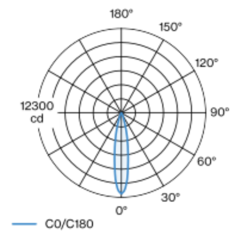
min. ceiling thickness 25 mm

max. ceiling thickness 40 mm

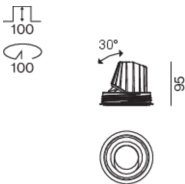
recessed depth 100 mm

Round recessed spotlight in die-cast aluminium; 1 lamp; surface white; 360° rotatable and 30° tiltable; installation without tools in mounting set due to patented ball catch system; round installation housing; traffic black for acoustic ceilings; for trimless installation in soft acoustic ceilings; suitable for ceiling thickness of 25-40 mm; passive cooling of the LEDs through improved heat sink geometry; with COB (Chip on Board) technology for maximum efficiency; no appearance of multiple shadows; light colour 3500 K; binning initial MacAdam ≤ 2 SDCM; CRI ≥ 90; min. 80% of luminous flux after 50000 operating hours; energy efficient LEDs with high CRI; incl. high quality lens system; precise radiation characteristic with 19° beam; UGR ≤ 19; degree of protection from below IP40 (from above IP20); PC2; 220-240 V; incl. converter, non dimmable; through wiring connection box, 3-pole or 5-pole, available as an accessory; accessories are listed separately; light source replaceable by an authorized professional; control gear replaceable by an authorized professional;

### Light distribution



### Product drawing



<sup>1</sup> RAL code  
<sup>2</sup> incl. consideration of optical losses & internal control unit losses

### Installation instructions



### Lighting calculator

