

# SASSO 40 round downlight

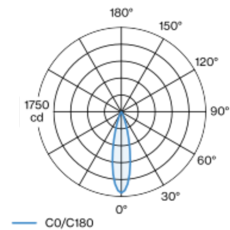
trim

048-2800414M 048-2896317 002-90752

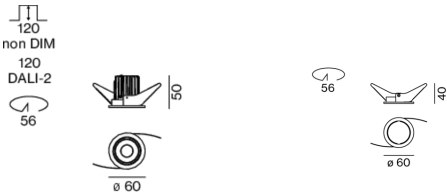


Round recessed spotlight in die-cast aluminium; surface matt silver; installation without tools in mounting set due to patented ball catch system; round installation housing; with trim traffic white; suitable for ceiling thickness of 2-25 mm; passive cooling of the LEDs through improved heat sink geometry; with COB (Chip on Board) technology for maximum efficiency; no appearance of multiple shadows; light colour 2700 K; binning initial MacAdam  $\leq 3$  SDCM; CRI  $\geq 90$ ; min. 85% of luminous flux after 50000 operating hours; energy efficient LEDs with high CRI; incl. high quality lens system; precise radiation characteristic with 25° beam; UGR  $\leq 10$ ; degree of protection from below IP44 (from above IP20); PC2; 220-240 V; incl. converter, non dimmable; light source replaceable by an authorized professional; control gear replaceable by an authorized professional;


## Light distribution



## Product drawing



Project / Type	
Notes	
Count / Date	



## General

Ceiling , Recessed	
rotation 360°	
matt silver	
Mounting set traffic white	
front IP44 , back IP20	
376 lm	
fixture 74 lm/W <sup>1</sup>	

## LED

2700 K	
CRI $\geq 90$	
L85 / 50000 h	
initial MacAdam $\leq 3$ SDCM	
R <sub>g</sub> : 99 , R <sub>r</sub> : 91 , R <sub>t(1-15)</sub> : 89	
MR 0.54	
MDER 0.49	

## Optical

medium	
beam angle 25°	
UGR $\leq 10$	
PstLM $\leq 1.0$ <sup>2</sup>	
SVM $\leq 0.4$ <sup>2</sup>	

## Electrical

non DIM	
220-240 V	
system 6.2 W	
fixture 5.1 W	
12 Vf	
450 mA	
PC2	

## Physical

trim	
diameter 60 mm	
height 50 mm	
0.6 kg	

## Cutout

diameter 56 mm	
min. ceiling thickness 2 mm	
max. ceiling thickness 25 mm	
recessed depth 120 mm	

<sup>1</sup> incl. consideration of optical losses & internal control unit losses  
<sup>2</sup> Value of containing product at full load (undimmed)

## Installation instructions



## Lighting calculator



# SASSO 40 round downlight

trim

048-2800414M 048-2896317 002-90752



Project / Type

Notes

Count / Date

## Maintenance Factors

Operating Time [h]	10 000	20 000	30 000	40 000	50 000
LLMF	0.97	0.94	0.91	0.88	0.85
LSF	1	1	1	1	1
MF	LMF × RSMF × LLMF × LSF		RSMF <sup>a</sup>	Room Surface Maintenance Factor	
MF	Maintenance Factor		LLMF	Lamp Lumens Maintenance Factor	
LMF <sup>a</sup>	Luminaire Maintenance Factor		LSF	Lamp Survival Faktor	

<sup>a</sup> According to "CIE 97, Maintenance of indoor electric lighting systems", 2005, ISBN 3-900-734-34-8. The values must be determined by the planner.

## Circuit Breaker Types

Automatic Circuit Breaker Type	Number of Fixtures
B10	39
B13	63
B16	79
C10	63
C13	101
C16	126

## Components

### MOUNTING SET with trim 1 lamp

TYPE	COLOUR	Ø (MM)	ARTICLE NUMBER(S)
for intermediate ceilings	traffic white	60	048-2896317



### POWER SUPPLY

L-W-H (MM)	ARTICLE NUMBER(S)
65-39-20	002-90752

## Optional electrical accessories

### DIN RAIL POWER SUPPLY

TYPE	L-W-H (MM)	ARTICLE NUMBER(S)
160 W	72-90-63	005-6520210



### DIN RAIL LED DRIVER

TYPE	L-W-H (MM)	ARTICLE NUMBER(S)
DALI-2   200-1050 mA   2 x 42W	36-88-59	005-6121030



## Optional electrical accessories

### POWER SUPPLY PREWIRED

TYPE	ARTICLE NUMBER(S)
with junktion box   DALI-2	002-90750A
with junktion box   DALI-2	002-90749A

## Optional electrical accessories

### POWER SUPPLY

TYPE	L-W-H (MM)	ARTICLE NUMBER(S)
with loop through function	185-30-21	002-90750
with loop through function		002-90749

