

SASSO 40 round downlight

trim 2 lamps


048-2800419S 048-2898318 002-90753



Project / Type

Notes

Count / Date



General

Ceiling , Recessed

rotation 360°

gold , RAL260-M ¹

jet black

front IP44 , back IP20

592 lm

LED

2700 K

CRI ≥ 90

L85 / 50000 h

initial MacAdam ≤ 3 SDCM

R_g: 99 , R_f: 91 , R₍₁₋₁₅₎: 89

MR 0.54

MDER 0.49

Optical

spot

beam angle 17°

UGR < 10

P_{stLM} ≤ 1.0 ²

SVM ≤ 0.4 ²

Electrical

DALI-2

system 12.0 W

inset 5.1 W

12 Vf

450 mA

total insets 10.2 W

PC2 220-240V

system 49 lm/W³

inset 58 lm/W⁴

Physical

trim

length 122 mm

width 60 mm

height 50 mm

0.22 kg

Cutout

diameter 56 mm

length 114 mm

width 114 mm

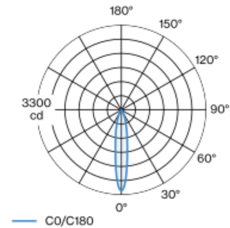
min. ceiling thickness 2 mm

max. ceiling thickness 25 mm

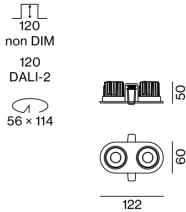
recessed depth 120 mm

Round recessed spotlight in die-cast aluminium; 2 lamps; surface gold; , installation without tools in mounting set due to patented ball catch system; oval installation housing; with trim jet black; suitable for ceiling thickness of 2-25 mm; passive cooling of the LEDs through improved heat sink geometry; with COB (Chip on Board) technology for maximum efficiency; no appearance of multiple shadows; light colour 2700 K; binning initial MacAdam ≤ 3 SDCM; CRI ≥ 90; min. 85% of luminous flux after 50000 operating hours; energy efficient LEDs with high CRI; incl. high quality lens system; precise radiation characteristic with 17° beam; UGR ≤ 10; degree of protection from below IP44 (from above IP20); PC2 220-240V; incl. DALI-2 converter; light source replaceable by an authorized professional; control gear replaceable by an authorized professional;

Light distribution



Product drawing



SASSO 40 round downlight

trim 2 lamps

048-2800419S 048-2898318 002-90753



Project / Type

Notes

Count / Date

Installation
instructions



Lighting
calculator



SASSO 40 round downlight

trim 2 lamps

048-2800419S 048-2898318 002-90753



Project / Type

Notes

Count / Date

Maintenance Factors

Operating Time [h]	10 000	20 000	30 000	40 000	50 000
LLMF	0.97	0.94	0.91	0.88	0.85
LSF	1	1	1	1	1

MF	LMF × RSMF × LLMF × LSF	RSMF ^a	Room Surface Maintenance Factor
MF	Maintenance Factor	LLMF	Lamp Lumens Maintenance Factor
LMF ^a	Luminaire Maintenance Factor	LSF	Lamp Survival Faktor

^a According to "CIE 97, Maintenance of indoor electric lighting systems", 2005, ISBN 3-900-734-34-8. The values must be determined by the planner.

Circuit Breaker Types

Automatic Circuit Breaker Type	Number of Fixtures
B13	134
B16	166
B20	207
C13	224
C16	282
C20	345

Components

MOUNTING SET with trim 2 lamps

TYPE	COLOUR	L-W-H (MM)	ARTICLE NUMBER(S)
for intermediate ceilings	jet black	122-60-13	048-2898318



Optional electrical accessories

DIN RAIL POWER SUPPLY

TYPE	L-W-H (MM)	ARTICLE NUMBER(S)
160 W	72-90-63	005-6520210



DIN RAIL LED DRIVER

TYPE	L-W-H (MM)	ARTICLE NUMBER(S)
DALI-2 200-1050 mA 2 x 42W	36-88-59	005-6121030

