


# SASSO 40 round downlight

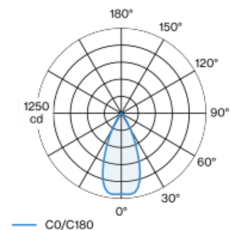
trim 2 lamps

048-2800611F 048-2898317 002-90753

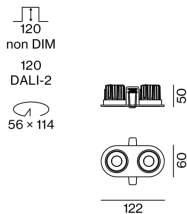


Round recessed spotlight in die-cast aluminium; 2 lamps; surface black; , installation without tools in mounting set due to patented ball catch system; oval installation housing; with trim traffic white; suitable for ceiling thickness of 2-25 mm; passive cooling of the LEDs through improved heat sink geometry; with COB (Chip on Board) technology for maximum efficiency; no appearance of multiple shadows; light colour 2700 K; binning initial MacAdam  $\leq 3$  SDCM; CRI  $\geq 90$ ; min. 85% of luminous flux after 50000 operating hours; energy efficient LEDs with high CRI; incl. high quality lens system; precise radiation characteristic with 46° beam; UGR  $\leq 16$ ; VDU compatible workplace luminaire according to DIN EN 12464-1; luminance above 65°  $\leq 3000$  cd/m<sup>2</sup>; degree of protection from below IP44 (from above IP20); PC2; 220-240 V; incl. DALI-2 converter; light source replaceable by an authorized professional; control gear replaceable by an authorized professional;

## Light distribution



## Product drawing



Project / Type	
Notes	
Count / Date	



## General

Ceiling , Recessed
rotation 360°
black , RAL 9005 <sup>1</sup>
traffic white
front IP44 , back IP20
724 lm
fixture 71 lm/W <sup>2</sup>

## LED

2700 K
CRI $\geq 90$
L85 / 50000 h
initial MacAdam $\leq 3$ SDCM
R <sub>g</sub> : 99 , R <sub>r</sub> : 91 , R <sub>t(1-15)</sub> : 89
MR 0.54
MDER 0.49

## Optical

flood
beam angle 46°
UGR $< 16$ , $\geq 65^\circ < 3000$ cd/m <sup>2</sup>
PstLM $\leq 1.0$ <sup>3</sup>
SVM $\leq 0.4$ <sup>3</sup>

## Electrical

DALI-2
220-240 V
system 12.0 W
fixture 5.1 W
12 Vf
450 mA
fixture 10.2 W
PC2

## Physical

trim
length 122 mm
width 60 mm
height 50 mm
0.22 kg

## Cutout

diameter 56 mm
length 114 mm
width 114 mm
min. ceiling thickness 2 mm
max. ceiling thickness 25 mm
recessed depth 120 mm

<sup>1</sup> RAL code  
<sup>2</sup> FIXTURE: incl. consideration of optical losses & internal control unit losses SYSTEM: incl. consideration of optical losses, internal control unit losses & operating device efficiency.  
<sup>3</sup> Value of containing product at full load (undimmed)



# SASSO 40 round downlight

trim 2 lamps

048-2800611F 048-2898317 002-90753



Project / Type

Notes

Count / Date

Installation  
instructions



Lighting  
calculator



# SASSO 40 round downlight

trim 2 lamps

048-2800611F 048-2898317 002-90753



Project / Type

Notes

Count / Date

## Maintenance Factors

Operating Time [h]	10 000	20 000	30 000	40 000	50 000
LLMF	0.97	0.94	0.91	0.88	0.85
LSF	1	1	1	1	1
MF	LMF × RSMF × LLMF × LSF		RSMF <sup>a</sup>	Room Surface Maintenance Factor	
MF	Maintenance Factor		LLMF	Lamp Lumens Maintenance Factor	
LMF <sup>a</sup>	Luminaire Maintenance Factor		LSF	Lamp Survival Faktor	

<sup>a</sup> According to "CIE 97, Maintenance of indoor electric lighting systems", 2005, ISBN 3-900-734-34-8. The values must be determined by the planner.

## Circuit Breaker Types

Automatic Circuit Breaker Type	Number of Fixtures
B10	72
B16	115
C10	106
C16	170

## Components

### MOUNTING SET with trim 2 lamps

TYPE	COLOUR	L-W-H (MM)	ARTICLE NUMBER(S)
for intermediate ceilings	traffic white	122-60-13	048-2898317



### POWER SUPPLY

L-W-H (MM)	ARTICLE NUMBER(S)
147-33-23	002-90753

## Optional electrical accessories

### DIN RAIL POWER SUPPLY

TYPE	L-W-H (MM)	ARTICLE NUMBER(S)
160 W	72-90-63	005-6520210



### DIN RAIL LED DRIVER

TYPE	L-W-H (MM)	ARTICLE NUMBER(S)
DALI-2   200-1050 mA   2 x 42W	36-88-59	005-6121030

