

SASSO 40 round downlight

trimless


048-2800519S 048-2896117 002-90753



Project / Type

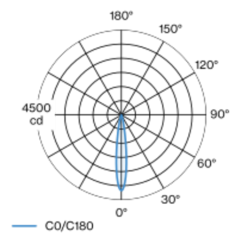
Notes

Count / Date

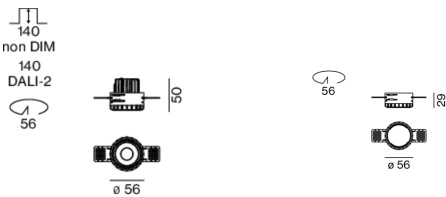


Round recessed spotlight in die-cast aluminium; surface gold; installation without tools in mounting set due to patented ball catch system; round installation housing; for trimless installation in plasterboard ceilings; suitable for ceiling thickness of 12.5/15/25 mm; passive cooling of the LEDs through improved heat sink geometry; with COB (Chip on Board) technology for maximum efficiency; no appearance of multiple shadows; light colour 3000 K; binning initial MacAdam ≤ 3 SDCM; CRI ≥ 90 ; min. 85% of luminous flux after 50000 operating hours; energy efficient LEDs with high CRI; incl. high quality lens system; precise radiation characteristic with 15° beam; UGR ≤ 10 ; degree of protection from below IP44 (from above IP20); PC2; 220-240 V; incl. DALI-2 converter; light source replaceable by an authorized professional; control gear replaceable by an authorized professional;

Light distribution



Product drawing



General

Ceiling , Recessed

rotation 360°

gold , RAL 260-M ¹

Mounting set traffic white

front IP44 , back IP20

391 lm

fixture 77 lm/W²

LED

3000 K

CRI ≥ 90

L85 / 50000 h

initial MacAdam ≤ 3 SDCM

R_g: 98 , R_r: 91 , R_{t(1-15)}: 89

MR 0.6

MDER 0.55

Optical

spot

beam angle 15°

UGR ≤ 10

PstLM ≤ 1.0 ³

SVM ≤ 0.4 ³

Electrical

DALI-2

220-240 V

system 6.2 W

fixture 5.1 W

12 Vf

450 mA

PC2

Physical

trimless

diameter 56 mm

height 50 mm

0.22 kg

Cutout

diameter 56 mm

recessed depth 140 mm

¹ RAL code
² incl. consideration of optical losses & internal control unit losses
³ Value of containing product at full load (undimmed)

Installation instructions



Lighting calculator



SASSO 40 round downlight

trimless

048-2800519S 048-2896117 002-90753



Project / Type

Notes

Count / Date

Maintenance Factors

Operating Time [h]	10 000	20 000	30 000	40 000	50 000
LLMF	0.98	0.95	0.92	0.89	0.86
LSF	1	1	1	1	1
MF	LMF × RSMF × LLMF × LSF		RSMF ^a	Room Surface Maintenance Factor	
MF	Maintenance Factor		LLMF	Lamp Lumens Maintenance Factor	
LMF ^a	Luminaire Maintenance Factor		LSF	Lamp Survival Faktor	

^a According to "CIE 97, Maintenance of indoor electric lighting systems", 2005, ISBN 3-900-734-34-8. The values must be determined by the planner.

Circuit Breaker Types

Automatic Circuit Breaker Type	Number of Fixtures
B10	72
B16	115
C10	106
C16	170

Components

MOUNTING SET trimless

TYPE	COLOUR	Ø (MM)	ARTICLE NUMBER(S)
for plasterboard ceilings 12.5/15/25 mm	traffic white	56	048-2896117



POWER SUPPLY

L-W-H (MM)	ARTICLE NUMBER(S)
147-33-23	002-90753

Optional electrical accessories

DIN RAIL POWER SUPPLY

TYPE	L-W-H (MM)	ARTICLE NUMBER(S)
160 W	72-90-63	005-6520210



DIN RAIL LED DRIVER

TYPE	L-W-H (MM)	ARTICLE NUMBER(S)
DALI-2 200-1050 mA 2 x 42W	36-88-59	005-6121030



Optional electrical accessories

POWER SUPPLY PREWIRED

TYPE	ARTICLE NUMBER(S)
with junktion box DALI-2	002-90750A
with junktion box DALI-2	002-90749A

Optional electrical accessories

POWER SUPPLY

TYPE	L-W-H (MM)	ARTICLE NUMBER(S)
with loop through function	185-30-21	002-90750
with loop through function		002-90749



[*048-2800519S 048-2896117 002-90753*] The technical data represent rated values for an ambient temperature of 25°C. The data values for the luminous flux are initially subject to a tolerance of +/- 10%, those for the electrical connected load are initially subject to a tolerance of +/- 10%, and those for the colour temperature are initially subject to a tolerance of +/- 150 K. No liability is assumed for typographical or printing errors. The general terms and conditions of XAL GmbH apply.

© XAL GmbH · Auer-Welsbach-Gasse 36 · 8055 Graz · Austria · www.xal.com

20.04.2025

2 / 2