

SASSO 40 round adjustable

trimless


048-2820414M 048-2896117 002-90752



Project / Type

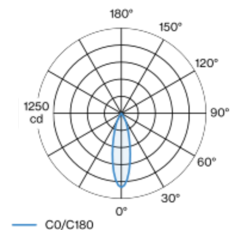
Notes

Count / Date

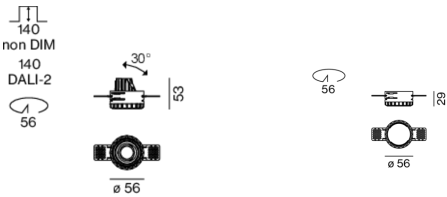


Round recessed spotlight in die-cast aluminium; surface matt silver; 360° rotatable and 30° tiltable; installation without tools in mounting set due to patented ball catch system; round installation housing; for trimless installation in plasterboard ceilings; suitable for ceiling thickness of 12.5/15/25 mm; passive cooling of the LEDs through improved heat sink geometry; with COB (Chip on Board) technology for maximum efficiency; no appearance of multiple shadows; light colour 2700 K; binning initial MacAdam ≤ 3 SDCM; CRI ≥ 90 ; min. 85% of luminous flux after 50000 operating hours; energy efficient LEDs with high CRI; incl. high quality lens system; precise radiation characteristic with 28° beam; UGR ≤ 16 ; degree of protection from below IP40 (from above IP20); PC2 220-240V; incl. converter, non dimmable; light source replaceable by an authorized professional; control gear replaceable by an authorized professional;

Light distribution



Product drawing



General

Ceiling , Recessed

tilt max 30°

rotation 360°

matt silver

Mounting set traffic white

front IP40 , back IP20

351 lm

LED

2700 K

CRI ≥ 90

L85 / 50000 h

initial MacAdam ≤ 3 SDCM

R_g: 99 , R_r: 91 , R_{t(1-15)}: 89

MR 0.54

MDER 0.49

Optical

medium

beam angle 28°

UGR < 16

PstLM ≤ 1.0 ¹

SVM ≤ 0.4 ¹

Electrical

non DIM

system 6.2 W

inset 5.1 W

12 Vf

450 mA

PC2 220-240V

system 57 lm/W²

inset 69 lm/W³

Physical

trimless

diameter 56 mm

height 50 mm

0.61 kg

Cutout

diameter 56 mm

recessed depth 140 mm

¹ Value of containing product at full load (undimmed)
² incl. optical losses and the efficiency of the operating device (converter)
³ incl. optical losses

Installation instructions



Lighting calculator



SASSO 40 round adjustable

trimless

048-2820414M 048-2896117 002-90752



Project / Type

Notes

Count / Date

Maintenance Factors

Operating Time [h]	10 000	20 000	30 000	40 000	50 000
LLMF	0.97	0.94	0.91	0.88	0.85
LSF	1	1	1	1	1
MF	LMF × RSMF × LLMF × LSF		RSMF ^a	Room Surface Maintenance Factor	
MF	Maintenance Factor		LLMF	Lamp Lumens Maintenance Factor	
LMF ^a	Luminaire Maintenance Factor		LSF	Lamp Survival Faktor	

^a According to "CIE 97, Maintenance of indoor electric lighting systems", 2005, ISBN 3-900-734-34-8. The values must be determined by the planner.

Circuit Breaker Types

Automatic Circuit Breaker Type	Number of Fixtures
B10	39
B13	63
B16	79
C10	63
C13	101
C16	126

Components

MOUNTING SET trimless

TYPE	COLOUR	Ø (MM)	ARTICLE NUMBER(S)
for plasterboard ceilings 12.5/15/25 mm	traffic white	56	048-2896117



Optional electrical accessories

DIN RAIL POWER SUPPLY

TYPE	L-W-H (MM)	ARTICLE NUMBER(S)
160 W	72-90-63	005-6520210



DIN RAIL LED DRIVER

TYPE	L-W-H (MM)	ARTICLE NUMBER(S)
DALI-2 200-1050 mA 2 x 42W	36-88-59	005-6121030

