

SASSO 100 round downlight

trim 2 lamps

048-2700017X 048-2798317 002-90767



Project / Type

Notes

Count / Date



General

Ceiling , Recessed

white , RAL9016 ¹

Mounting set traffic white

front IP44 , back IP20

3160 lm

LED

3000 K

CRI \geq 90

L80 / 50000 h

initial MacAdam \leq 2 SDCM

R_g: 99 , R_r: 90 , R_{t(1-15)}: 87

MR 0.6

MDER 0.54

Optical

super wide flood

beam angle 69°

PstLM \leq 1.0 ²

SVM \leq 0.4 ²

Electrical

DALI-2

system 35 W

inset 15.2 W

36 Vf

450 mA

total insets 30 W

PC2 220-240V

system 90 lm/W³

inset 104 lm/W⁴

1 DALI Addr.

Physical

trim

length 218 mm

width 118 mm

height 75 mm

0.51 kg

Cutout

diameter 105 mm


length 205 mm

width 105 mm

min. ceiling thickness 2 mm

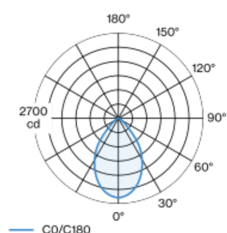
max. ceiling thickness 25 mm

recessed depth 100 mm

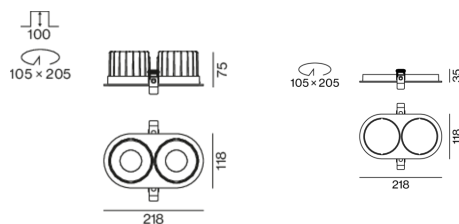


Round recessed spotlight in die-cast aluminium; 2 lamps; surface white; installation without tools in mounting set due to patented ball catch system; oval installation housing; with trim traffic white; suitable for ceiling thickness of 2-25 mm; passive cooling of the LEDs through improved heat sink geometry; with COB (Chip on Board) technology for maximum efficiency; no appearance of multiple shadows; light colour 3000 K; binning initial MacAdam \leq 2 SDCM; CRI \geq 90; min. 80% of luminous flux after 50000 operating hours; energy efficient LEDs with high CRI; incl. high quality lens system; precise radiation characteristic with 69° beam; degree of protection from below IP44 (from above IP20); PC2 220-240V; incl. DALI-2 converter; through wiring connection box, 3-pole or 5-pole, available as an accessory; accessories are listed separately; light source replaceable by an authorized professional; control gear replaceable by an authorized professional;

Light distribution



Product drawing



SASSO 100 round downlight

trim 2 lamps

048-2700017X 048-2798317 002-90767



Project / Type

Notes

Count / Date

Installation
instructions



Lighting
calculator



SASSO 100 round downlight

trim 2 lamps

048-2700017X 048-2798317 002-90767



Project / Type

Notes

Count / Date

Maintenance Factors

| Operating Time [h] | 10 000 | 20 000 | 30 000 | 40 000 | 50 000 |
|--------------------|------------------------------|--------|-------------------|---------------------------------|--------|
| LLMF | 0.964 | 0.923 | 0.884 | 0.847 | 0.811 |
| LSF | 1 | 1 | 1 | 1 | 1 |
| MF | LMF × RSMF × LLMF × LSF | | RSMF ^a | Room Surface Maintenance Factor | |
| MF | Maintenance Factor | | LLMF | Lamp Lumens Maintenance Factor | |
| LMF ^a | Luminaire Maintenance Factor | | LSF | Lamp Survival Faktor | |

^a According to "CIE 97, Maintenance of indoor electric lighting systems", 2005, ISBN 3-900-734-34-8. The values must be determined by the planner.

Circuit Breaker Types

| Automatic Circuit Breaker Type | Number of Fixtures |
|--------------------------------|--------------------|
| B10 | 18 |
| B16 | 30 |
| C10 | 23 |
| C16 | 36 |

Components

MOUNTING SET with trim 2 lamps

| TYPE | COLOUR | L-W-H (MM) | ARTICLE NUMBER(S) |
|---------------------------|---------------|------------|-------------------|
| for intermediate ceilings | traffic white | 218-118-35 | 048-2798317 |



Electrical accessories

THROUGH WIRING CONNECTION BOX

| TYPE | L-W-H (MM) | ARTICLE NUMBER(S) |
|---------------------------|------------|-------------------|
| non DIM cable ø 4 – 12 mm | 105-58-30 | 005-2531110 |
| DALI cable ø 4 – 12 mm | 105-58-30 | 005-2551110 |



Optional electrical accessories

DIN RAIL POWER SUPPLY

| TYPE | L-W-H (MM) | ARTICLE NUMBER(S) |
|-------|------------|-------------------|
| 160 W | 72-90-63 | 005-6520210 |



DIN RAIL LED DRIVER

| TYPE | L-W-H (MM) | ARTICLE NUMBER(S) |
|--------------------------------|------------|-------------------|
| DALI-2 200-1050 mA 2 x 42W | 36-88-59 | 005-6121030 |



Optical accessories

HONEYCOMB LOUVER

| COLOUR | Ø (MM) | ARTICLE NUMBER(S) |
|-----------|--------|-------------------|
| jet black | 50 | 007-1965598 |

